



- About PatientCareLink
- Hospital Data
- Success Stories
- Improving Patient Care
- Workforce
- For Patients & Families

[Home](#) » [Hospital Data](#) » [Staffing Plans & Reports](#) » [2012 Reports](#) » [St. Elizabeth's Medical Center](#) » St. Elizabeth's Medical Center - M6

Hospital Data

Staffing Plans & Reports

- [2013 Plans](#)
- [2012 Reports](#)
- [2011 Reports](#)
- [2010 Reports](#)
- [2009 Reports](#)
- [2008 Reports](#)
- [2007 Reports](#)
- [2006 Reports](#)
- [FAQ's About Staffing Plans](#)

Performance Measures

St. Elizabeth's Medical Center - M6

Acute Care
M6
 Adult Medical
 272 Hospital Licensed Beds

[How to Read and Understand Staffing Plans](#)

Date of Services Budgeted: **FY 2012**

A well-staffed unit is not only defined by the number of caregivers included in the team, but by the carefully chosen members of each team depending upon the needs of each patient and the unit overall.

Average Number of Patients Per Day:	21.18
-------------------------------------	-------

Direct Caregivers	Scheduled Hours	Shift Length	Number of Staff							
			Mon	Tues	Wed	Thurs	Fri	Sat	Sun	
Day Shift										
RN	7am-3pm	8.00	6.00	6.00	6.00	6.00	6.00	6.00	5.00	5.00
Unlicensed Assistive Personnel	7am-3pm	8.00	3.50	3.50	3.50	3.50	3.50	3.50	3.50	3.50
Evening Shift										
RN	3pm-11pm	8.00	5.00	5.00	5.00	5.00	5.00	5.00	4.00	4.00
Unlicensed Assistive Personnel	3pm-11pm	8.00	3.50	3.50	3.50	3.50	3.50	3.50	3.50	3.50
Night Shift										
RN	11pm-7am	8.00	4.00	4.00	4.00	4.00	4.00	4.00	4.00	4.00
Unlicensed Assistive Personnel	11pm-7am	8.00	2.00	2.00	2.00	2.00	2.00	2.00	2.00	2.00

Plan / Budgeted Direct WHPPD (Worked Hours Per Patient Day)	8.80
---	------

Plan / Budgeted Direct WHPPD (Worked Hours Per Patient Day)	8.80
Actual Worked Hours Per Patient Day	8.13
% Difference	-7.61%
Click here for more information	

Additional Care Team Members			
Click here for Care Team Member definitions			
Skills	Shift Coverage		
	Day	Evening	Night
Unit Nurse Management	X		
Staff Educator			
Clinical Nurse Specialist			
Unit Clerical Support	X	X	
1:1 Patient Observer	X	X	X
Admissions Nurse			
Patient Transport Team	X		

Additional Unit Information:
 General medical unit including those patients requiring pulmonary specialty. Nursing Manager has 24 hours per day accountability.

There are many variables to consider in establishing safe, efficiently staffed hospital units. Patient care

IV Therapy Team / Line Access	X		
Monitor Technician			
Rapid Response Team	X	X	X
Respiratory Therapy Support	X	X	X
Nutritionist	X		
Rehab Activities (OT, PT, Speech)			
Clinical Pharmacist	X	X	X
Licensed Social Services / Case Management	X		
Spiritual Services	X	X	X
Hospitalist / NP / PA	X	X	X
Intensivist / Neonatologist			
Nursing Student			
Recreation / Milieu Therapist			
Intern / Resident	X	X	X
Other			

units differ based upon the types of patients cared for on a given unit, and the way in which care is organized and delivered there. Education and experience levels of unit staff, support from nurse educators and nurse managers also factor into unit staffing decisions, as does the unique characteristics and mission of each hospital. It is also important to look at patient outcomes (including fall rates, pressure ulcer rates, and Hospital Compare measures related to heart attack care, heart failure care, pneumonia care and surgical care) in the Performance Measures section of PatientCareLink.

The list of caregivers in these boxes were provided to all hospitals.



PatientCareLink is a joint effort of the [Massachusetts Hospital Association \(MHA\)](#) and the [Organization of Nurse Leaders, MA-RI](#).

[Terms & Conditions](#) | [Sitemap](#)

[About PatientCareLink](#) | [For Patients & Families](#) | [Hospital Data](#) | [Success Stories](#) | [Participant Login](#)

© 2013 PatientCareLink. All rights reserved. Website designed by [Boston Interactive](#)



- About PatientCareLink
- Hospital Data
- Success Stories
- Improving Patient Care
- Workforce
- For Patients & Families

Home » Hospital Data » Staffing Plans & Reports » 2012 Reports » St. Elizabeth's Medical Center » St. Elizabeth's Medical Center - M7

Hospital Data

Staffing Plans & Reports

- [2013 Plans](#)
- [2012 Reports](#)
- [2011 Reports](#)
- [2010 Reports](#)
- [2009 Reports](#)
- [2008 Reports](#)
- [2007 Reports](#)
- [2006 Reports](#)
- [FAQ's About Staffing Plans](#)

Performance Measures

St. Elizabeth's Medical Center - M7

Acute Care
M7
 Adult Medical - Oncology
 272 Hospital Licensed Beds

[How to Read and Understand Staffing Plans](#)

Date of Services Budgeted: FY 2012

A well-staffed unit is not only defined by the number of caregivers included in the team, but by the carefully chosen members of each team depending upon the needs of each patient and the unit overall.

Average Number of Patients Per Day:	20.17
-------------------------------------	-------

Direct Caregivers	Scheduled Hours	Shift Length	Number of Staff						
			Mon	Tues	Wed	Thurs	Fri	Sat	Sun
Day Shift									
RN	7am-3pm	8.00	5.50	5.50	5.50	5.50	5.50	5.00	5.00
Unlicensed Assistive Personnel	7am-3pm	8.00	3.00	3.00	3.00	3.00	3.00	2.00	2.00
Evening Shift									
RN	3pm-11pm	8.00	5.00	5.00	5.00	5.00	5.00	5.00	5.00
RN	3pm-11pm	8.00	2.00	2.00	2.00	2.00	2.00	2.00	2.00
Night Shift									
RN	11pm-7am	8.00	4.00	4.00	4.00	4.00	4.00	4.00	4.00
Unlicensed Assistive Personnel	11pm-7am	8.00	2.00	2.00	2.00	2.00	2.00	2.00	2.00

Plan / Budgeted Direct WHPPD (Worked Hours Per Patient Day)	8.31
---	------

Plan / Budgeted Direct WHPPD (Worked Hours Per Patient Day)	8.31
---	------

Actual Worked Hours Per Patient Day	8.22
% Difference	-1.08%

Additional Care Team Members			
Click here for Care Team Member definitions			
Skills	Shift Coverage		
	Day	Evening	Night
Unit Nurse Management	X		
Staff Educator			
Clinical Nurse Specialist			
Unit Clerical Support	X	X	
1:1 Patient Observer	X	X	X
Admissions Nurse			
Patient Transport Team	X		
IV Therapy Team / Line Access	X		

Additional Unit Information:

Medical unit with focuses in Hematology/Oncology, Neurology and Urology as well as general medical and short stay procedures. Nursing Manager has 24 hours per day accountability.

There are many variables to consider in establishing safe, efficiently staffed hospital units. Patient care units differ based upon the types of patients cared

Monitor Technician			
Rapid Response Team	X	X	X
Respiratory Therapy Support	X	X	X
Nutritionist	X		
Rehab Activities (OT, PT, Speech)			
Clinical Pharmacist	X	X	X
Licensed Social Services / Case Management	X		
Spiritual Services	X	X	X
Hospitalist / NP / PA	X	X	X
Intensivist / Neonatologist			
Nursing Student			
Recreation / Milieu Therapist			
Intern / Resident	X	X	X
Other			

for on a given unit, and the way in which care is organized and delivered there. Education and experience levels of unit staff, support from nurse educators and nurse managers also factor into unit staffing decisions, as does the unique characteristics and mission of each hospital. It is also important to look at patient outcomes (including fall rates, pressure ulcer rates, and Hospital Compare measures related to heart attack care, heart failure care, pneumonia care and surgical care) in the Performance Measures section of PatientCareLink.

The list of caregivers in these boxes were provided to all hospitals.



PatientCareLink is a joint effort of the [Massachusetts Hospital Association \(MHA\)](#) and the [Organization of Nurse Leaders, MA-RI](#).

[Terms & Conditions](#) | [Sitemap](#)

[About PatientCareLink](#) | [For Patients & Families](#) | [Hospital Data](#) | [Success Stories](#) | [Participant Login](#)

© 2013 PatientCareLink. All rights reserved. Website designed by [Boston Interactive](#)



Glossary of Health Care Terms | Search Keywords...



- About PatientCareLink
- Hospital Data
- Success Stories
- Improving Patient Care
- Workforce
- For Patients & Families

Home ~ Hospital Data ~ Staffing Plans & Reports ~ 2012 Reports ~ St. Elizabeth's Medical Center ~ St. Elizabeth's Medical Center - NICU

Hospital Data

Staffing Plans & Reports

- [2013 Plans](#)
- [2012 Reports](#)
- [2011 Reports](#)
- [2010 Reports](#)
- [2009 Reports](#)
- [2008 Reports](#)
- [2007 Reports](#)
- [2006 Reports](#)

[FAQ's About Staffing Plans](#)

Performance Measures

St. Elizabeth's Medical Center - NICU

Acute Care
NICU
 Neonate Level III/IV Critical Care
 272 Hospital Licensed Beds

[How to Read and Understand Staffing Plans](#)

Date of Services Budgeted: FY 2012

A well-staffed unit is not only defined by the number of caregivers included in the team, but by the carefully chosen members of each team depending upon the needs of each patient and the unit overall.

Average Number of Patients Per Day:	7.47
-------------------------------------	------

Direct Caregivers	Scheduled Hours	Shift Length	Number of Staff							
			Mon	Tues	Wed	Thurs	Fri	Sat	Sun	
Day Shift										
RN	7am-3pm	8.00	4.00	4.00	4.00	4.00	4.00	4.00	4.00	4.00
Evening Shift										
RN	3pm-11pm	8.00	4.00	4.00	4.00	4.00	4.00	4.00	4.00	4.00
Night Shift										
RN	11pm-7am	8.00	4.00	4.00	4.00	4.00	4.00	4.00	4.00	4.00

Plan / Budgeted Direct WHPPD (Worked Hours Per Patient Day)	12.79
---	-------

Plan / Budgeted Direct WHPPD (Worked Hours Per Patient Day)	12.79
Actual Worked Hours Per Patient Day	12.68
% Difference	-0.86%

Additional Care Team Members			
Click here for Care Team Member definitions			
Skills	Shift Coverage		
	Day	Evening	Night
Unit Nurse Management	X		
Staff Educator			
Clinical Nurse Specialist			
Unit Clerical Support	X	X	
1:1 Patient Observer	X	X	X
Admissions Nurse			
Patient Transport Team	X		
IV Therapy Team / Line Access	X		
Monitor Technician			
Rapid Response Team	X	X	X

Additional Unit Information:

Level III intensive care nursery. Nursing Director has 24 hours per day accountability.

There are many variables to consider in establishing safe, efficiently staffed hospital units. Patient care units differ based upon the types of patients cared for on a given unit, and the way in which care is organized and delivered there. Education and experience levels of unit staff, support from nurse educators and nurse managers also factor into unit staffing decisions, as does the unique characteristics and mission of each hospital. It is also important to

Respiratory Therapy Support	X	X	X
Nutritionist	X		
Rehab Activities (OT, PT, Speech)			
Clinical Pharmacist	X	X	X
Licensed Social Services / Case Management	X		
Spiritual Services	X	X	X
Hospitalist / NP / PA	X	X	X
Intensivist / Neonatologist	X	X	X
Nursing Student			
Recreation / Milieu Therapist			
Intern / Resident	X	X	X
Other			

look at patient outcomes (including fall rates, pressure ulcer rates, and Hospital Compare measures related to heart attack care, heart failure care, pneumonia care and surgical care) in the Performance Measures section of PatientCareLink.

The list of caregivers in these boxes were provided to all hospitals.



PatientCareLink is a joint effort of the [Massachusetts Hospital Association \(MHA\)](#) and the [Organization of Nurse Leaders, MA-RI](#).

[Terms & Conditions](#) | [Sitemap](#)

[About PatientCareLink](#) | [For Patients & Families](#) | [Hospital Data](#) | [Success Stories](#) | [Participant Login](#)

© 2013 PatientCareLink. All rights reserved. Website designed by [Boston Interactive](#)



- About PatientCareLink
- Hospital Data
- Success Stories
- Improving Patient Care
- Workforce
- For Patients & Families

[Home](#) - [Hospital Data](#) - [Staffing Plans & Reports](#) - [2012 Reports](#) - [St. Elizabeth's Medical Center](#) - St. Elizabeth's Medical Center - RICU

Hospital Data

Staffing Plans & Reports

- [2013 Plans](#)
- [2012 Reports](#)
- [2011 Reports](#)
- [2010 Reports](#)
- [2009 Reports](#)
- [2008 Reports](#)
- [2007 Reports](#)
- [2006 Reports](#)

[FAQ's About Staffing Plans](#)

Performance Measures

St. Elizabeth's Medical Center - RICU

Acute Care
[RICU](#)

Adult Critical Care - Pulmonary
272 Hospital Licensed Beds

Date of Services Budgeted: FY 2012

A well-staffed unit is not only defined by the number of caregivers included in the team, but by the carefully chosen members of each team depending upon the needs of each patient and the unit overall.

[How to Read and Understand Staffing Plans](#)

Average Number of Patients Per Day:	5.67
-------------------------------------	------

Direct Caregivers	Scheduled Hours	Shift Length	Number of Staff						
			Mon	Tues	Wed	Thurs	Fri	Sat	Sun
Day Shift									
RN	7am-3pm	8.00	4.50	4.50	4.50	4.50	4.00	4.00	4.00
Evening Shift									
RN	3pm-11pm	8.00	4.50	4.50	4.50	4.50	4.00	4.00	4.00
Night Shift									
RN	11pm-7am	8.00	4.00	4.00	4.00	4.00	4.00	4.00	4.00
Unlicensed Assistive Personnel	11pm-7am	8.00	1.00	1.00	1.00	1.00	1.00		

Plan / Budgeted Direct WHPPD (Worked Hours Per Patient Day)	18.63
---	-------

Plan / Budgeted Direct WHPPD (Worked Hours Per Patient Day)	18.63
Actual Worked Hours Per Patient Day	18.93
% Difference	1.61%

Additional Care Team Members			
Click here for Care Team Member definitions			
Skills	Shift Coverage		
	Day	Evening	Night
Unit Nurse Management	X		
Staff Educator			
Clinical Nurse Specialist			
Unit Clerical Support	X	X	
1:1 Patient Observer	X	X	X
Admissions Nurse			
Patient Transport Team	X		
IV Therapy Team / Line Access	X		
Monitor Technician			

Additional Unit Information:

Medical Intensive Care Unit dedicated to the care of the acutely ill medical respiratory patients. Nursing Manager has 24 hours per day accountability.

There are many variables to consider in establishing safe, efficiently staffed hospital units. Patient care units differ based upon the types of patients cared for on a given unit, and the way in which care is organized and delivered there. Education and experience levels of unit staff, support from nurse

Rapid Response Team	X	X	X
Respiratory Therapy Support	X	X	X
Nutritionist	X		
Rehab Activities (OT, PT, Speech)			
Clinical Pharmacist	X	X	X
Licensed Social Services / Case Management	X		
Spiritual Services	X	X	X
Hospitalist / NP / PA	X	X	X
Intensivist / Neonatologist			
Nursing Student			
Recreation / Milieu Therapist			
Intern / Resident	X	X	X
Other			

educators and nurse managers also factor into unit staffing decisions, as does the unique characteristics and mission of each hospital. It is also important to look at patient outcomes (including fall rates, pressure ulcer rates, and Hospital Compare measures related to heart attack care, heart failure care, pneumonia care and surgical care) in the Performance Measures section of PatientCareLink.

The list of caregivers in these boxes were provided to all hospitals.



PatientCareLink is a joint effort of the [Massachusetts Hospital Association \(MHA\)](#) and the [Organization of Nurse Leaders, MA-RI](#).

[Terms & Conditions](#) | [Sitemap](#)

[About PatientCareLink](#) | [For Patients & Families](#) | [Hospital Data](#) | [Success Stories](#) | [Participant Login](#)

© 2013 PatientCareLink. All rights reserved. Website designed by [Boston Interactive](#)



- About PatientCareLink
- Hospital Data
- Success Stories
- Improving Patient Care
- Workforce
- For Patients & Families

[Home](#) - [Hospital Data](#) - [Staffing Plans & Reports](#) - [2012 Reports](#) - [St. Elizabeth's Medical Center](#) - St. Elizabeth's Medical Center - Seton 5 West

Hospital Data

Staffing Plans & Reports

- [2013 Plans](#)
- [2012 Reports](#)
- [2011 Reports](#)
- [2010 Reports](#)
- [2009 Reports](#)
- [2008 Reports](#)
- [2007 Reports](#)
- [2006 Reports](#)

[FAQ's About Staffing Plans](#)

Performance Measures

St. Elizabeth's Medical Center - Seton 5 West

Acute Care
Seton 5 West
 Behavioral Health - Adult
 272 Hospital Licensed Beds

[How to Read and Understand Staffing Plans](#)

Date of Services Budgeted: FY 2012

A well-staffed unit is not only defined by the number of caregivers included in the team, but by the carefully chosen members of each team depending upon the needs of each patient and the unit overall.

Average Number of Patients Per Day:	26.93
-------------------------------------	-------

Direct Caregivers	Scheduled Hours	Shift Length	Number of Staff						
			Mon	Tues	Wed	Thurs	Fri	Sat	Sun
Day Shift									
RN	7am-3pm	8.00	5.50	5.50	5.50	5.50	5.50	5.00	5.00
Mental Health Counselor	7am-3pm	8.00	4.00	4.00	4.00	4.00	4.00	4.00	4.00
Evening Shift									
RN	3pm-11pm	8.00	5.00	5.00	5.00	5.00	5.00	4.00	4.00
Mental Health Counselor	3pm-11pm	8.00	5.00	5.00	5.00	5.00	5.00	5.00	5.00
Night Shift									
RN	11pm-7am	8.00	3.00	3.00	3.00	3.00	3.00	3.00	3.00
Mental Health Counselor	11pm-7am	8.00	3.00	3.00	3.00	3.00	3.00	3.00	3.00

Plan / Budgeted Direct WHPPD (Worked Hours Per Patient Day)	7.41
---	------

Plan / Budgeted Direct WHPPD (Worked Hours Per Patient Day)	7.41
---	------

Actual Worked Hours Per Patient Day	6.91
-------------------------------------	------

% Difference	-6.75%
--------------	--------

[Click here for more information](#)

Additional Care Team Members			
Click here for Care Team Member definitions			
Skills	Shift Coverage		
	Day	Evening	Night
Unit Nurse Management	X		
Staff Educator			
Clinical Nurse Specialist			
Unit Clerical Support	X	X	
1:1 Patient Observer	X	X	X
Admissions Nurse			
Patient Transport Team	X		

Additional Unit Information:

Secure patient care unit for voluntary and involuntary psychiatric admissions. Provides progressive care and therapeutic milieu until discharge. Nursing Manager has 24 hours per day accountability

IV Therapy Team / Line Access	X		
Monitor Technician			
Rapid Response Team	X	X	X
Respiratory Therapy Support	X	X	X
Nutritionist	X		
Rehab Activities (OT, PT, Speech)	X		
Clinical Pharmacist	X	X	X
Licensed Social Services / Case Management	X		
Spiritual Services	X	X	X
Hospitalist / NP / PA	X	X	X
Intensivist / Neonatologist			
Nursing Student			
Recreation / Milieu Therapist	X		
Intern / Resident	X	X	X
Other			

There are many variables to consider in establishing safe, efficiently staffed hospital units. Patient care units differ based upon the types of patients cared for on a given unit, and the way in which care is organized and delivered there. Education and experience levels of unit staff, support from nurse educators and nurse managers also factor into unit staffing decisions, as does the unique characteristics and mission of each hospital. It is also important to look at patient outcomes (including fall rates, pressure ulcer rates, and Hospital Compare measures related to heart attack care, heart failure care, pneumonia care and surgical care) in the Performance Measures section of PatientCareLink.

The list of caregivers in these boxes were provided to all hospitals.



PatientCareLink is a joint effort of the [Massachusetts Hospital Association \(MHA\)](#) and the [Organization of Nurse Leaders, MA-RI](#).

[Terms & Conditions](#) | [Sitemap](#)

[About PatientCareLink](#) | [For Patients & Families](#) | [Hospital Data](#) | [Success Stories](#) | [Participant Login](#)

© 2013 PatientCareLink. All rights reserved. Website designed by [Boston Interactive](#)



Glossary of Health Care Terms | Search: Keywords...



- About PatientCareLink
- Hospital Data
- Success Stories
- Improving Patient Care
- Workforce
- For Patients & Families

[Home](#) - [Hospital Data](#) » [Staffing Plans & Reports](#) » [2012 Reports](#) » [St. Elizabeth's Medical Center](#) » St. Elizabeth's Medical Center - Seton 6 West

Hospital Data

Staffing Plans & Reports

- [2013 Plans](#)
- [2012 Reports](#)
- [2011 Reports](#)
- [2010 Reports](#)
- [2009 Reports](#)
- [2008 Reports](#)
- [2007 Reports](#)
- [2006 Reports](#)

[FAQ's About Staffing Plans](#)

Performance Measures

St. Elizabeth's Medical Center - Seton 6 West

[How to Read and Understand Staffing Plans](#)

Acute Care
Seton 6 West
 Adult Medical - Cardiac
 272 Hospital Licensed Beds

Date of Services Budgeted: FY 2012

A well-staffed unit is not only defined by the number of caregivers included in the team, but by the carefully chosen members of each team depending upon the needs of each patient and the unit overall.

Average Number of Patients Per Day:	16.08
-------------------------------------	-------

Direct Caregivers	Scheduled Hours	Shift Length	Number of Staff						
			Mon	Tues	Wed	Thurs	Fri	Sat	Sun
Day Shift									
RN	7am-3pm	8.00	4.50	4.50	4.50	4.50	4.00	4.00	4.00
Unlicensed Assistive Personnel	7am-3pm	8.00	2.00	2.00	2.00	2.00	2.00	2.00	2.00
Evening Shift									
RN	3pm-11pm	8.00	4.00	4.00	4.00	4.00	4.00	4.00	4.00
Unlicensed Assistive Personnel	3pm-11pm	8.00	2.00	2.00	2.00	2.00	2.00	2.00	2.00
Night Shift									
RN	11pm-7am	8.00	3.00	3.00	3.00	3.00	3.00	3.00	3.00
Unlicensed Assistive Personnel	11pm-7am	8.00	2.00	2.00	2.00	2.00	2.00	2.00	2.00

Plan / Budgeted Direct WHPPD (Worked Hours Per Patient Day)	8.55
---	------

Plan / Budgeted Direct WHPPD (Worked Hours Per Patient Day)	8.55
Actual Worked Hours Per Patient Day	8.98
% Difference	5.03%
Click here for more information	

Additional Care Team Members			
Click here for Care Team Member definitions			
Skills	Shift Coverage		
	Day	Evening	Night
Unit Nurse Management	X		
Staff Educator			
Clinical Nurse Specialist			
Unit Clerical Support	X	X	
1:1 Patient Observer	X	X	X
Admissions Nurse			
Patient Transport Team	X		

Additional Unit Information:
 Medical telemetry unit with cardiology focus. Includes peritoneal dialysis patients, angioplasty, and post-catheterization patients. Nursing Manager has 24 hours per day accountability.

IV Therapy Team / Line Access	X		
Monitor Technician			
Rapid Response Team	X	X	X
Respiratory Therapy Support	X	X	X
Nutritionist	X		
Rehab Activities (OT, PT, Speech)			
Clinical Pharmacist	X	X	X
Licensed Social Services / Case Management	X		
Spiritual Services	X	X	X
Hospitalist / NP / PA	X	X	X
Intensivist / Neonatologist			
Nursing Student			
Recreation / Milieu Therapist			
Intern / Resident	X	X	X
Other			

There are many variables to consider in establishing safe, efficiently staffed hospital units. Patient care units differ based upon the types of patients cared for on a given unit, and the way in which care is organized and delivered there. Education and experience levels of unit staff, support from nurse educators and nurse managers also factor into unit staffing decisions, as does the unique characteristics and mission of each hospital. It is also important to look at patient outcomes (including fall rates, pressure ulcer rates, and Hospital Compare measures related to heart attack care, heart failure care, pneumonia care and surgical care) in the Performance Measures section of PatientCareLink.

The list of caregivers in these boxes were provided to all hospitals.



PatientCareLink is a joint effort of the [Massachusetts Hospital Association \(MHA\)](#) and the [Organization of Nurse Leaders, MA-RI](#).

[Terms & Conditions](#) | [Sitemap](#)

[About PatientCareLink](#) | [For Patients & Families](#) | [Hospital Data](#) | [Success Stories](#) | [Participant Login](#)

© 2013 PatientCareLink. All rights reserved. Website designed by [Boston Interactive](#)



- About PatientCareLink
- Hospital Data
- Success Stories
- Improving Patient Care
- Workforce
- For Patients & Families

[Home](#) - [Hospital Data](#) - [Staffing Plans & Reports](#) - [2012 Reports](#) - [St. Elizabeth's Medical Center](#) - St. Elizabeth's Medical Center - Seton 6 West Step Down

Hospital Data

Staffing Plans & Reports

- [2013 Plans](#)
- [2012 Reports](#)
- [2011 Reports](#)
- [2010 Reports](#)
- [2009 Reports](#)
- [2008 Reports](#)
- [2007 Reports](#)
- [2006 Reports](#)

[FAQ's About Staffing Plans](#)

Performance Measures

St. Elizabeth's Medical Center - Seton 6 West Step Down

Acute Care
[Seton 6 West Step Down](#)
 Adult Step-Down - Cardiac
 272 Hospital Licensed Beds

[How to Read and Understand Staffing Plans](#)

Date of Services Budgeted: FY 2012

A well-staffed unit is not only defined by the number of caregivers included in the team, but by the carefully chosen members of each team depending upon the needs of each patient and the unit overall.

Average Number of Patients Per Day:	4.73
-------------------------------------	------

Direct Caregivers	Scheduled Hours	Shift Length	Number of Staff						
			Mon	Tues	Wed	Thurs	Fri	Sat	Sun
Day Shift									
RN	7am-3pm	8.00	2.00	2.00	2.00	2.00	2.00	1.50	1.50
Unlicensed Assistive Personnel	7am-3pm	8.00	1.00	1.00	1.00	1.00	1.00	1.00	1.00
Evening Shift									
RN	3pm-11pm	8.00	1.50	1.50	1.50	1.50	1.50	1.50	1.50
Unlicensed Assistive Personnel	3pm-11pm	8.00	0.50	0.50	0.50	0.50			
Night Shift									
RN	11pm-7am	8.00	1.50	1.50	1.50	1.50	1.50	1.50	1.50

Plan / Budgeted Direct WHPPD (Worked Hours Per Patient Day)	10.32
---	-------

Plan / Budgeted Direct WHPPD (Worked Hours Per Patient Day)	10.32
---	-------

Actual Worked Hours Per Patient Day	9.61
-------------------------------------	------

% Difference	-6.88%
--------------	--------

[Click here for more information](#)

Additional Care Team Members			
Click here for Care Team Member definitions			
Skills	Shift Coverage		
	Day	Evening	Night
Unit Nurse Management	X		
Staff Educator			
Clinical Nurse Specialist			
Unit Clerical Support	X	X	
1:1 Patient Observer	X	X	X
Admissions Nurse			
Patient Transport Team	X		
IV Therapy Team / Line Access	X		

Additional Unit Information:

A ten bed step-down unit with telemetry. Patients include myocardial infarction, rule out myocardial infarction on nitroglycerine and heparin, and interventional cardiology procedures. Nurse manager has 24 hours per day accountability.

There are many variables to consider in establishing safe, efficiently staffed hospital units. Patient care

Monitor Technician			
Rapid Response Team	X	X	X
Respiratory Therapy Support	X	X	
Nutritionist	X		
Rehab Activities (OT, PT, Speech)			
Clinical Pharmacist	X	X	X
Licensed Social Services / Case Management	X		
Spiritual Services	X	X	X
Hospitalist / NP / PA	X	X	X
Intensivist / Neonatologist			
Nursing Student			
Recreation / Milieu Therapist			
Intern / Resident	X	X	X
Other			

units differ based upon the types of patients cared for on a given unit, and the way in which care is organized and delivered there. Education and experience levels of unit staff, support from nurse educators and nurse managers also factor into unit staffing decisions, as does the unique characteristics and mission of each hospital. It is also important to look at patient outcomes (including fall rates, pressure ulcer rates, and Hospital Compare measures related to heart attack care, heart failure care, pneumonia care and surgical care) in the Performance Measures section of PatientCareLink.

The list of caregivers in these boxes were provided to all hospitals.



PatientCareLink is a joint effort of the [Massachusetts Hospital Association \(MHA\)](#) and the [Organization of Nurse Leaders, MA-RI](#).

[Terms & Conditions](#) | [Sitemap](#)

[About PatientCareLink](#) | [For Patients & Families](#) | [Hospital Data](#) | [Success Stories](#) | [Participant Login](#)

© 2013 PatientCareLink. All rights reserved. Website designed by [Boston Interactive](#)



- About PatientCareLink
- Hospital Data
- Success Stories
- Improving Patient Care
- Workforce
- For Patients & Families

[Home](#) » [Hospital Data](#) » [Staffing Plans & Reports](#) » [2012 Reports](#) » [St. Elizabeth's Medical Center](#) » St. Elizabeth's Medical Center - Seton 7 East

Hospital Data

Staffing Plans & Reports

- [2013 Plans](#)
- [2012 Reports](#)
- [2011 Reports](#)
- [2010 Reports](#)
- [2009 Reports](#)
- [2008 Reports](#)
- [2007 Reports](#)
- [2006 Reports](#)

[FAQ's About Staffing Plans](#)

Performance Measures

St. Elizabeth's Medical Center - Seton 7 East

Acute Care
Seton 7 East
 Adult Surgical
 272 Hospital Licensed Beds

[How to Read and Understand Staffing Plans](#)

Date of Services Budgeted: **FY 2012**

A well-staffed unit is not only defined by the number of caregivers included in the team, but by the carefully chosen members of each team depending upon the needs of each patient and the unit overall.

Average Number of Patients Per Day:	18.91
-------------------------------------	-------

Direct Caregivers	Scheduled Hours	Shift Length	Number of Staff						
			Mon	Tues	Wed	Thurs	Fri	Sat	Sun
Day Shift									
RN	7am-3pm	8.00	5.00	5.00	5.00	5.00	4.00	4.00	4.00
Unlicensed Assistive Personnel	7am-3pm	8.00	3.00	3.00	3.00	3.00	3.00	2.00	2.00
Evening Shift									
RN	3pm-11pm	8.00	5.00	5.00	5.00	5.00	4.00	4.00	4.00
Unlicensed Assistive Personnel	3pm-11pm	8.00	3.00	3.00	3.00	3.00	3.00	2.00	2.00
Night Shift									
RN	11pm-7am	8.00	4.00	4.00	4.00	4.00	3.00	3.00	3.00
Unlicensed Assistive Personnel	11pm-7am	8.00	2.00	2.00	2.00	2.00	2.00	2.00	2.00

Plan / Budgeted Direct WHPPD (Worked Hours Per Patient Day)	8.47
---	------

Plan / Budgeted Direct WHPPD (Worked Hours Per Patient Day)	8.47
---	------

Actual Worked Hours Per Patient Day	8.50
% Difference	0.35%

Additional Care Team Members			
Click here for Care Team Member definitions			
Skills	Shift Coverage		
	Day	Evening	Night
Unit Nurse Management	X		
Staff Educator			
Clinical Nurse Specialist			
Unit Clerical Support	X	X	
1:1 Patient Observer	X	X	X
Admissions Nurse			
Patient Transport Team	X		
IV Therapy Team / Line Access	X		

Additional Unit Information:

Surgical unit caring for orthopedic, cardiothoracic and general surgical patients. Nursing Manager has 24 hours per day accountability.

There are many variables to consider in establishing safe, efficiently staffed hospital units. Patient care units differ based upon the types of patients cared for on a given unit, and the way in which care is

Monitor Technician			
Rapid Response Team	X	X	X
Respiratory Therapy Support	X	X	X
Nutritionist	X		
Rehab Activities (OT, PT, Speech)			
Clinical Pharmacist	X	X	X
Licensed Social Services / Case Management	X		
Spiritual Services	X	X	X
Hospitalist / NP / PA	X	X	X
Intensivist / Neonatologist			
Nursing Student			
Recreation / Milieu Therapist			
Intern / Resident	X	X	X
Other			

organized and delivered there. Education and experience levels of unit staff, support from nurse educators and nurse managers also factor into unit staffing decisions, as does the unique characteristics and mission of each hospital. It is also important to look at patient outcomes (including fall rates, pressure ulcer rates, and Hospital Compare measures related to heart attack care, heart failure care, pneumonia care and surgical care) in the Performance Measures section of PatientCareLink.

The list of caregivers in these boxes were provided to all hospitals.



PatientCareLink is a joint effort of the [Massachusetts Hospital Association \(MHA\)](#) and the [Organization of Nurse Leaders, MA-RI](#).

[Terms & Conditions](#) | [Sitemap](#)

[About PatientCareLink](#) | [For Patients & Families](#) | [Hospital Data](#) | [Success Stories](#) | [Participant Login](#)

© 2013 PatientCareLink. All rights reserved. Website designed by [Boston Interactive](#)



Glossary of Health Care Terms | Search Keywords...



- About PatientCareLink
- Hospital Data
- Success Stories
- Improving Patient Care
- Workforce
- For Patients & Families

[Home](#) » [Hospital Data](#) » [Staffing Plans & Reports](#) » [2012 Reports](#) » [St. Elizabeth's Medical Center](#) » St. Elizabeth's Medical Center - Seton 7 West

Hospital Data

Staffing Plans & Reports

- [2013 Plans](#)
- [2012 Reports](#)
- [2011 Reports](#)
- [2010 Reports](#)
- [2009 Reports](#)
- [2008 Reports](#)
- [2007 Reports](#)
- [2006 Reports](#)

[FAQ's About Staffing Plans](#)

Performance Measures

St. Elizabeth's Medical Center - Seton 7 West

Acute Care
[Seton 7 West](#)
 Behavioral Health - Adult - Geriatrics
 272 Hospital Licensed Beds

[How to Read and Understand Staffing Plans](#)

Date of Services Budgeted: FY 2012

A well-staffed unit is not only defined by the number of caregivers included in the team, but by the carefully chosen members of each team depending upon the needs of each patient and the unit overall.

Average Number of Patients Per Day:	12.96
-------------------------------------	-------

Direct Caregivers	Scheduled Hours	Shift Length	Number of Staff							
			Mon	Tues	Wed	Thurs	Fri	Sat	Sun	
Day Shift										
RN	7am-3pm	8.00	3.00	3.00	3.00	3.00	3.00	3.00	3.00	3.00
Unlicensed Assistive Personnel	7am-3pm	8.00	2.00	2.00	2.00	2.00	2.00	2.00	2.00	2.00
Evening Shift										
RN	3pm-11pm	8.00	2.00	2.00	2.00	2.00	2.00	2.00	2.00	2.00
RN/LPN	3pm-11pm	8.00	2.00	2.00	2.00	2.00	2.00	2.00	2.00	2.00
Night Shift										
RN	11pm-7am	8.00	2.00	2.00	2.00	2.00	2.00	2.00	2.00	2.00
Unlicensed Assistive Personnel	11pm-7am	8.00	2.00	2.00	2.00	2.00	2.00	2.00	2.00	2.00

Plan / Budgeted Direct WHPPD (Worked Hours Per Patient Day)	7.98
---	------

Plan / Budgeted Direct WHPPD (Worked Hours Per Patient Day)	7.98
Actual Worked Hours Per Patient Day	9.16
% Difference	14.79%
Click here for more information	

Additional Care Team Members			
Click here for Care Team Member definitions			
Skills	Shift Coverage		
	Day	Evening	Night
Unit Nurse Management	X		
Staff Educator			
Clinical Nurse Specialist			
Unit Clerical Support	X	X	
1:1 Patient Observer	X	X	X
Admissions Nurse			
Patient Transport Team	X		

Additional Unit Information:

The Geriatric Psychiatric unit is a 16 bed secured unit that offers the geriatric patient and family to work with a multi-disciplinary treatment team to provide the highest standard of care. The Nursing Manager has 24 hours per day accountability.

IV Therapy Team / Line Access	X		
Monitor Technician			
Rapid Response Team	X	X	X
Respiratory Therapy Support	X	X	X
Nutritionist	X		
Rehab Activities (OT, PT, Speech)	X		
Clinical Pharmacist	X	X	X
Licensed Social Services / Case Management	X		
Spiritual Services	X	X	X
Hospitalist / NP / PA	X	X	X
Intensivist / Neonatologist			
Nursing Student			
Recreation / Milieu Therapist	X		
Intern / Resident	X	X	X
Other			

There are many variables to consider in establishing safe, efficiently staffed hospital units. Patient care units differ based upon the types of patients cared for on a given unit, and the way in which care is organized and delivered there. Education and experience levels of unit staff, support from nurse educators and nurse managers also factor into unit staffing decisions, as does the unique characteristics and mission of each hospital. It is also important to look at patient outcomes (including fall rates, pressure ulcer rates, and Hospital Compare measures related to heart attack care, heart failure care, pneumonia care and surgical care) in the Performance Measures section of PatientCareLink.

The list of caregivers in these boxes were provided to all hospitals.



PatientCareLink is a joint effort of the [Massachusetts Hospital Association \(MHA\)](#) and the [Organization of Nurse Leaders, MA-RI](#).

[Terms & Conditions](#) | [Sitemap](#)

[About PatientCareLink](#) | [For Patients & Families](#) | [Hospital Data](#) | [Success Stories](#) | [Participant Login](#)

© 2013 PatientCareLink. All rights reserved. Website designed by [Boston Interactive](#)



- About PatientCareLink
- Hospital Data
- Success Stories
- Improving Patient Care
- Workforce
- For Patients & Families

Home -> Hospital Data -> Staffing Plans & Reports -> 2012 Reports -> St. Elizabeth's Medical Center -> St. Elizabeth's Medical Center - SICU

Hospital Data

Staffing Plans & Reports

- [2013 Plans](#)
- [2012 Reports](#)
- [2011 Reports](#)
- [2010 Reports](#)
- [2009 Reports](#)
- [2008 Reports](#)
- [2007 Reports](#)
- [2006 Reports](#)

[FAQ's About Staffing Plans](#)

Performance Measures

St. Elizabeth's Medical Center - SICU

[How to Read and Understand Staffing Plans](#)

Acute Care
SICU
 Adult Critical Care - Surgical
 272 Hospital Licensed Beds

Date of Services Budgeted: FY 2012

A well-staffed unit is not only defined by the number of caregivers included in the team, but by the carefully chosen members of each team depending upon the needs of each patient and the unit overall.

Average Number of Patients Per Day:	5.18
-------------------------------------	------

Direct Caregivers	Scheduled Hours	Shift Length	Number of Staff						
			Mon	Tues	Wed	Thurs	Fri	Sat	Sun
Day Shift									
RN	7am-3pm	8.00	4.00	4.00	4.00	4.00	4.00	3.50	3.50
Evening Shift									
RN	3pm-11pm	8.00	4.00	4.00	4.00	4.00	4.00	3.50	3.50
Unticensed Assistive Personnel	3pm-11pm	8.00	1.00	1.00	1.00	1.00	1.00		
Night Shift									
RN	11pm-7am	8.00	4.00	4.00	4.00	4.00	4.00	3.50	3.50

Plan / Budgeted Direct WHPPD (Worked Hours Per Patient Day)	18.87
---	-------

Plan / Budgeted Direct WHPPD (Worked Hours Per Patient Day)	18.87
---	-------

Actual Worked Hours Per Patient Day	19.41
% Difference	2.86%

Additional Care Team Members			
Click here for Care Team Member definitions			
Skills	Shift Coverage		
	Day	Evening	Night
Unit Nurse Management	X		
Staff Educator			
Clinical Nurse Specialist			
Unit Clerical Support	X	X	
1:1 Patient Observer	X	X	X
Admissions Nurse			
Patient Transport Team	X		
IV Therapy Team / Line Access	X		
Monitor Technician			

Additional Unit Information:

Surgical Intensive Care Unit providing care to cardiothoracic, neurosurgical and complicated intensive care patients. Nursing Manager has 24 hours per day accountability.

There are many variables to consider in establishing safe, efficiently staffed hospital units. Patient care units differ based upon the types of patients cared for on a given unit, and the way in which care is organized and delivered there. Education and

Rapid Response Team	X	X	X
Respiratory Therapy Support	X	X	X
Nutritionist	X		
Rehab Activities (OT, PT, Speech)			
Clinical Pharmacist	X	X	X
Licensed Social Services / Case Management	X		
Spiritual Services	X	X	X
Hospitalist / NP / PA	X	X	X
Intensivist / Neonatologist			
Nursing Student			
Recreation / Milieu Therapist			
Intern / Resident	X	X	X
Other			

experience levels of unit staff, support from nurse educators and nurse managers also factor into unit staffing decisions, as does the unique characteristics and mission of each hospital. It is also important to look at patient outcomes (including fall rates, pressure ulcer rates, and Hospital Compare measures related to heart attack care, heart failure care, pneumonia care and surgical care) in the Performance Measures section of PatientCareLink.

The list of caregivers in these boxes were provided to all hospitals.



PatientCareLink is a joint effort of the [Massachusetts Hospital Association \(MHA\)](#) and the [Organization of Nurse Leaders, MA-RI](#).

[Terms & Conditions](#) | [Sitemap](#)

[About PatientCareLink](#) | [For Patients & Families](#) | [Hospital Data](#) | [Success Stories](#) | [Participant Login](#)

© 2013 PatientCareLink. All rights reserved. Website designed by [Boston Interactive](#)



- About PatientCareLink
- Hospital Data
- Success Stories
- Improving Patient Care
- Workforce
- For Patients & Families

[Home](#) » [Hospital Data](#) » [Staffing Plans & Reports](#) » [2012 Reports](#) » [St. Elizabeth's Medical Center](#) » St. Elizabeth's Medical Center - SECAP

Hospital Data

Staffing Plans & Reportsa

- [2013 Plans](#)
- [2012 Reports](#)
- [2011 Reports](#)
- [2010 Reports](#)
- [2009 Reports](#)
- [2008 Reports](#)
- [2007 Reports](#)
- [2006 Reports](#)

[FAQ's About Staffing Plans](#)

Performance Measures

St. Elizabeth's Medical Center - SECAP

Acute Care

[SECAP](#)

Behavioral Health - Adult - Substance Abuse

272 Hospital Licensed Beds

[How to Read and Understand Staffing Plans](#)

Date of Services Budgeted: **FY 2012**

A well-staffed unit is not only defined by the number of caregivers included in the team, but by the carefully chosen members of each team depending upon the needs of each patient and the unit overall.

Average Number of Patients Per Day:	7.86
-------------------------------------	------

Direct Caregivers	Scheduled Hours	Shift Length	Number of Staff							
			Mon	Tues	Wed	Thurs	Fri	Sat	Sun	
Day Shift										
RN	7am-3pm	8.00	2.00	2.00	2.00	2.00	2.00	2.00	2.00	2.00
Evening Shift										
RN	3pm-11pm	8.00	2.00	2.00	2.00	2.00	2.00	2.00	2.00	2.00
Night Shift										
RN	11pm-7am	8.00	2.00	2.00	2.00	2.00	2.00	2.00	2.00	2.00

Plan / Budgeted Direct WHPPD (Worked Hours Per Patient Day)	6.08
---	------

Plan / Budgeted Direct WHPPD (Worked Hours Per Patient Day)	6.08
Actual Worked Hours Per Patient Day	5.59
% Difference	-8.06%
Click here for more information	

Additional Care Team Members			
Click here for Care Team Member definitions			
Skills	Shift Coverage		
	Day	Evening	Night
Unit Nurse Management	X		
Staff Educator			
Clinical Nurse Specialist			
Unit Clerical Support	X	X	
1:1 Patient Observer	X	X	X
Admissions Nurse			
Patient Transport Team	X		
IV Therapy Team / Line Access	X		
Monitor Technician			

Additional Unit Information:

This unit provides inpatient detoxification and substance abuse treatment as well as ambulatory detoxification. Nursing Director has 24 hours per day accountability.

There are many variables to consider in establishing safe, efficiently staffed hospital units. Patient care units differ based upon the types of patients cared for on a given unit, and the way in which care is organized and delivered there. Education and

Rapid Response Team	X	X	X
Respiratory Therapy Support	X	X	X
Nutritionist	X		
Rehab Activities (OT, PT, Speech)			
Clinical Pharmacist	X	X	X
Licensed Social Services / Case Management	X		
Spiritual Services	X	X	X
Hospitalist / NP / PA	X	X	X
Intensivist / Neonatologist			
Nursing Student			
Recreation / Milieu Therapist			
Intern / Resident	X	X	X
Other			

experience levels of unit staff, support from nurse educators and nurse managers also factor into unit staffing decisions, as does the unique characteristics and mission of each hospital. It is also important to look at patient outcomes (including fall rates, pressure ulcer rates, and Hospital Compare measures related to heart attack care, heart failure care, pneumonia care and surgical care) in the Performance Measures section of PatientCareLink.

The list of caregivers in these boxes were provided to all hospitals.



PatientCareLink is a joint effort of the [Massachusetts Hospital Association \(MHA\)](#) and the [Organization of Nurse Leaders, MA-RI](#).

[Terms & Conditions](#) | [Sitemap](#)

[About PatientCareLink](#) | [For Patients & Families](#) | [Hospital Data](#) | [Success Stories](#) | [Participant Login](#)

© 2013 PatientCareLink. All rights reserved. Website designed by [Boston Interactive](#)



[About PatientCareLink](#) |
 [Hospital Data](#) |
 [Success Stories](#) |
 [Improving Patient Care](#) |
 [Workforce](#) |
 [For Patients & Families](#)

Home » [Hospital Data](#) » [Staffing Plans & Reports](#) » [2012 Reports](#) » [St. Elizabeth's Medical Center](#) » St. Elizabeth's Medical Center - CCU

Hospital Data

Staffing Plans & Reportsa

- [2013 Plans](#)
- [2012 Reports](#)
- [2011 Reports](#)
- [2010 Reports](#)
- [2009 Reports](#)
- [2008 Reports](#)
- [2007 Reports](#)
- [2006 Reports](#)
- [FAQ's About Staffing Plans](#)

Performance Measures

St. Elizabeth's Medical Center - CCU

Acute Care
CCU
 Adult Critical Care - Coronary Care
 272 Hospital Licensed Beds

[How to Read and Understand Staffing Plans](#)

Date of Services Budgeted: FY 2012

A well-staffed unit is not only defined by the number of caregivers included in the team, but by the carefully chosen members of each team depending upon the needs of each patient and the unit overall.

Average Number of Patients Per Day:	4.82
-------------------------------------	------

Direct Caregivers	Scheduled Hours	Shift Length	Number of Staff						
			Mon	Tues	Wed	Thurs	Fri	Sat	Sun
Day Shift									
RN	7am-3pm	8.00	3.50	3.50	3.50	3.50	3.50	3.50	3.50
Evening Shift									
RN	3pm-11pm	8.00	3.50	3.50	3.50	3.50	3.50	3.50	3.50
Night Shift									
RN	11pm-7am	8.00	3.50	3.50	3.50	3.50	3.50	3.50	3.50

Plan / Budgeted Direct WHPPD (Worked Hours Per Patient Day)	17.33
---	-------

Plan / Budgeted Direct WHPPD (Worked Hours Per Patient Day)	17.33
Actual Worked Hours Per Patient Day	18.23
% Difference	5.19%
Click here for more information	

Additional Care Team Members			
Click here for Care Team Member definitions			
Skills	Shift Coverage		
	Day	Evening	Night
Unit Nurse Management	X		
Staff Educator			
Clinical Nurse Specialist			
Unit Clerical Support	X	X	
1:1 Patient Observer	X	X	X
Admissions Nurse			
Patient Transport Team	X		
IV Therapy Team / Line Access	X		
Monitor Technician			

Additional Unit Information:

Intensive care unit providing care to critically ill cardiac and medical patients. Nursing Manager has 24 hours per day accountability.

There are many variables to consider in establishing safe, efficiently staffed hospital units. Patient care units differ based upon the types of patients cared for on a given unit, and the way in which care is organized and delivered there. Education and experience levels of unit staff, support from nurse

Rapid Response Team	X	X	X
Respiratory Therapy Support	X	X	X
Nutritionist	X		
Rehab Activities (OT, PT, Speech)			
Clinical Pharmacist	X	X	X
Licensed Social Services / Case Management	X		
Spiritual Services	X	X	X
Hospitalist / NP / PA	X	X	X
Intensivist / Neonatologist			
Nursing Student			
Recreation / Milieu Therapist			
Intern / Resident	X	X	X
Other			

educators and nurse managers also factor into unit staffing decisions, as does the unique characteristics and mission of each hospital. It is also important to look at patient outcomes (including fall rates, pressure ulcer rates, and Hospital Compare measures related to heart attack care, heart failure care, pneumonia care and surgical care) in the Performance Measures section of PatientCareLink.

The list of caregivers in these boxes were provided to all hospitals.




PatientCareLink is a joint effort of the [Massachusetts Hospital Association \(MHA\)](#) and the [Organization of Nurse Leaders, MA-RI](#).

[Terms & Conditions](#) | [Sitemap](#)

[About PatientCareLink](#) | [For Patients & Families](#) | [Hospital Data](#) | [Success Stories](#) | [Participant Login](#)

© 2013 PatientCareLink. All rights reserved. Website designed by [Boston Interactive](#)





- About PatientCareLink
- Hospital Data
- Success Stories
- Improving Patient Care
- Workforce
- For Patients & Families

Home » [Hospital Data](#) » [Staffing Plans & Reports](#) » [2011 Reports](#) » [St. Elizabeth's Medical Center](#) » St. Elizabeth's Medical Center - M6

Hospital Data

Staffing Plans & Reports

- [2013 Plans](#)
- [2012 Reports](#)
- [2011 Reports](#)
- [2010 Reports](#)
- [2009 Reports](#)
- [2008 Reports](#)
- [2007 Reports](#)
- [2006 Reports](#)

[FAQ's About Staffing Plans](#)

Performance Measures

St. Elizabeth's Medical Center - M6

Acute Care
M6
 Adult Medical
 272 Hospital Licensed Beds

[How to Read and Understand Staffing Plans](#)

Date of Services Budgeted: FY 2011

A well-staffed unit is not only defined by the number of caregivers included in the team, but by the carefully chosen members of each team depending upon the needs of each patient and the unit overall.

Average Number of Patients Per Day:	19.79
-------------------------------------	-------

Direct Caregivers	Scheduled Hours	Shift Length	Number of Staff						
			Mon	Tues	Wed	Thurs	Fri	Sat	Sun
Day Shift									
RN	7am-3pm	8.00	5.00	5.00	5.00	5.00	5.00	4.50	4.50
Unlicensed Assistive Personnel	7am-3pm	8.00	3.50	3.50	3.50	3.50	3.50	3.50	3.50
Evening Shift									
RN	3pm-11pm	8.00	4.50	4.50	4.50	4.50	4.50	4.50	4.50
Unlicensed Assistive Personnel	3pm-11pm	8.00	3.50	3.50	3.50	3.50	3.50	3.50	3.50
Night Shift									
RN	11pm-7am	8.00	3.00	3.00	3.00	3.00	3.00	3.00	3.00
Unlicensed Assistive Personnel	11pm-7am	8.00	2.00	2.00	2.00	2.00	2.00	2.00	2.00

Plan / Budgeted Direct WHPPD (Worked Hours Per Patient Day)	8.61
---	------

Plan / Budgeted Direct WHPPD (Worked Hours Per Patient Day)	8.61
Actual Worked Hours Per Patient Day	8.37
% Difference	-2.79%

Additional Care Team Members			
Click here for Care Team Member definitions			
Skills	Shift Coverage		
	Day	Evening	Night
Unit Nurse Management	X		
Staff Educator			
Clinical Nurse Specialist			
Unit Clerical Support	X	X	
1:1 Patient Observer	X	X	X
Admissions Nurse			
Patient Transport Team	X		
IV Therapy Team / Line Access	X		

Additional Unit Information:

General medical unit including those patients requiring pulmonary specialty. Nursing Director has 24 hours per day accountability.

There are many variables to consider in establishing safe, efficiently staffed hospital units. Patient care units differ based upon the types of patients cared for on a given unit, and the way in which care is

Monitor Technician			
Rapid Response Team	X	X	X
Respiratory Therapy Support	X	X	X
Nutritionist	X		
Rehab Activities (OT, PT, Speech)			
Clinical Pharmacist	X	X	X
Licensed Social Services / Case Management	X		
Spiritual Services	X	X	X
Hospitalist / NP / PA	X	X	X
Intensivist / Neonatologist			
Nursing Student			
Recreation / Milieu Therapist			
Intern / Resident	X	X	X
Other			

organized and delivered there. Education and experience levels of unit staff, support from nurse educators and nurse managers also factor into unit staffing decisions, as does the unique characteristics and mission of each hospital. It is also important to look at patient outcomes (including fall rates, pressure ulcer rates, and Hospital Compare measures related to heart attack care, heart failure care, pneumonia care and surgical care) in the Performance Measures section of PatientCareLink.

The list of caregivers in these boxes were provided to all hospitals.



PatientCareLink is a joint effort of the [Massachusetts Hospital Association \(MHA\)](#) and the [Organization of Nurse Leaders, MA-RI](#).

[Terms & Conditions](#) | [Sitemap](#)

[About PatientCareLink](#) | [For Patients & Families](#) | [Hospital Data](#) | [Success Stories](#) | [Participant Login](#)

© 2013 PatientCareLink. All rights reserved. Website designed by [Boston Interactive](#)



Glossary of Health Care Terms | Search Keywords...



- About PatientCareLink
- Hospital Data
- Success Stories
- Improving Patient Care
- Workforce
- For Patients & Families

Home » Hospital Data » Staffing Plans & Reports » 2011 Reports » St. Elizabeth's Medical Center » St. Elizabeth's Medical Center - M6 Step-Down

Hospital Data

St. Elizabeth's Medical Center - M6 Step-Down

Staffing Plans & Reports

- [2013 Plans](#)
- [2012 Reports](#)
- [2011 Reports](#)
- [2010 Reports](#)
- [2009 Reports](#)
- [2008 Reports](#)
- [2007 Reports](#)
- [2006 Reports](#)

[FAQs About Staffing Plans](#)

Performance Measures

Acute Care
[M6 Step-Down](#)
 Adult Step-Down - Medical
 272 Hospital Licensed Beds

[How to Read and Understand Staffing Plans](#)

Date of Services Budgeted: FY 2011

A well-staffed unit is not only defined by the number of caregivers included in the team, but by the carefully chosen members of each team depending upon the needs of each patient and the unit overall.

Average Number of Patients Per Day:	4.07
-------------------------------------	------

Direct Caregivers	Scheduled Hours	Shift Length	Number of Staff						
			Mon	Tues	Wed	Thurs	Fri	Sat	Sun
Day Shift									
RN	7am-3pm	8.00	2.00	2.00	2.00	2.00	2.00	2.00	2.00
Evening Shift									
RN	3pm-11pm	8.00	2.00	2.00	2.00	2.00	2.00	2.00	2.00
Night Shift									
RN	11pm-7am	8.00	2.00	2.00	2.00	2.00	2.00	2.00	2.00

Plan / Budgeted Direct WHPPD (Worked Hours Per Patient Day)	11.76
---	-------

Plan / Budgeted Direct WHPPD (Worked Hours Per Patient Day)	11.76
---	-------

Actual Worked Hours Per Patient Day	12.15
% Difference	3.32%

Additional Care Team Members			
Click here for Care Team Member definitions			
Skills	Shift Coverage		
	Day	Evening	Night
Unit Nurse Management	X		
Staff Educator			
Clinical Nurse Specialist			
Unit Clerical Support	X	X	
1:1 Patient Observer	X	X	X
Admissions Nurse			
Patient Transport Team	X		
IV Therapy Team / Line Access	X		
Monitor Technician			
Rapid Response Team	X	X	X

Additional Unit Information:

A five bed step-down unit for medically complex pulmonary patients. Nursing director has 24 hours per day accountability.

There are many variables to consider in establishing safe, efficiently staffed hospital units. Patient care units differ based upon the types of patients cared for on a given unit, and the way in which care is organized and delivered there. Education and experience levels of unit staff, support from nurse educators and nurse managers also factor into unit staffing decisions, as does the unique characteristics

Respiratory Therapy Support	X	X	X
Nutritionist	X		
Rehab Activities (OT, PT, Speech)			
Clinical Pharmacist	X	X	X
Licensed Social Services / Case Management	X		
Spiritual Services	X	X	X
Hospitalist / NP / PA	X	X	X
Intensivist / Neonatologist			
Nursing Student			
Recreation / Milieu Therapist			
Intern / Resident	X	X	X
Other			

and mission of each hospital. It is also important to look at patient outcomes (including fall rates, pressure ulcer rates, and Hospital Compare measures related to heart attack care, heart failure care, pneumonia care and surgical care) in the Performance Measures section of PatientCareLink.

The list of caregivers in these boxes were provided to all hospitals.



PatientCareLink is a joint effort of the [Massachusetts Hospital Association \(MHA\)](#) and the [Organization of Nurse Leaders, MA-RI](#).

[Terms & Conditions](#) | [Sitemap](#)

[About PatientCareLink](#) | [For Patients & Families](#) | [Hospital Data](#) | [Success Stories](#) | [Participant Login](#)

© 2013 PatientCareLink. All rights reserved. Website designed by [Boston Interactive](#)



- About PatientCareLink
- Hospital Data
- Success Stories
- Improving Patient Care
- Workforce
- For Patients & Families

Home » Hospital Data » Staffing Plans & Reports » 2011 Reports » St. Elizabeth's Medical Center » St. Elizabeth's Medical Center - M7

Hospital Data

St. Elizabeth's Medical Center - M7

Staffing Plans & Reports

[2013 Plans](#)

[2012 Reports](#)

[2011 Reports](#)

[2010 Reports](#)

[2009 Reports](#)

[2008 Reports](#)

[2007 Reports](#)

[2006 Reports](#)

[FAQ's About Staffing Plans](#)

Performance Measures

Acute Care

[M7](#)

Adult Medical - Oncology

272 Hospital Licensed Beds

[How to Read and Understand Staffing Plans](#)

Date of Services Budgeted: FY 2011

A well-staffed unit is not only defined by the number of caregivers included in the team, but by the carefully chosen members of each team depending upon the needs of each patient and the unit overall.

Average Number of Patients Per Day:	18.69
-------------------------------------	-------

Direct Caregivers	Scheduled Hours	Shift Length	Number of Staff						
			Mon	Tues	Wed	Thurs	Fri	Sat	Sun
Day Shift									
RN	7am-3pm	8.00	5.00	5.00	5.00	5.00	4.50	4.00	4.00
Unlicensed Assistive Personnel	7am-3pm	8.00	3.00	3.00	3.00	3.00	3.00	3.00	3.00
Evening Shift									
RN	3pm-11pm	8.00	5.00	5.00	5.00	4.50	4.50	4.00	4.00
Unlicensed Assistive Personnel	3pm-11pm	8.00	2.00	2.00	2.00	2.00	2.00	2.00	2.00
Night Shift									
RN	11pm-7am	8.00	3.00	3.00	3.00	3.00	3.00	3.00	3.00
Unlicensed Assistive Personnel	11pm-7am	8.00	2.00	2.00	2.00	2.00	2.00	2.00	2.00

Plan / Budgeted Direct WHPPD (Worked Hours Per Patient Day)	8.20
---	------

Plan / Budgeted Direct WHPPD (Worked Hours Per Patient Day)	8.20
---	------

Actual Worked Hours Per Patient Day	8.93
-------------------------------------	------

% Difference	8.90%
--------------	-------

[Click here for more information](#)

Additional Care Team Members			
Click here for Care Team Member definitions			
Skills	Shift Coverage		
	Day	Evening	Night
Unit Nurse Management	X		
Staff Educator			
Clinical Nurse Specialist			
Unit Clerical Support	X	X	
1:1 Patient Observer	X	X	X
Admissions Nurse			
Patient Transport Team	X		

Additional Unit Information:

Medical unit with hematology/oncology focus, general medical and short stay procedures. Nursing Director has 24 hours per day accountability.

There are many variables to consider in establishing safe, efficiently staffed hospital units. Patient care

IV Therapy Team / Line Access	X		
Monitor Technician			
Rapid Response Team	X	X	X
Respiratory Therapy Support	X	X	X
Nutritionist	X		
Rehab Activities (OT, PT, Speech)			
Clinical Pharmacist	X	X	X
Licensed Social Services / Case Management	X		
Spiritual Services	X	X	X
Hospitalist / NP / PA	X	X	X
Intensivist / Neonatologist			
Nursing Student			
Recreation / Milieu Therapist			
Intern / Resident	X	X	X
Other			

units differ based upon the types of patients cared for on a given unit, and the way in which care is organized and delivered there. Education and experience levels of unit staff, support from nurse educators and nurse managers also factor into unit staffing decisions, as does the unique characteristics and mission of each hospital. It is also important to look at patient outcomes (including fall rates, pressure ulcer rates, and Hospital Compare measures related to heart attack care, heart failure care, pneumonia care and surgical care) in the Performance Measures section of PatientCareLink.

The list of caregivers in these boxes were provided to all hospitals.



PatientCareLink is a joint effort of the [Massachusetts Hospital Association \(MHA\)](#) and the [Organization of Nurse Leaders, MA-RI](#).

[Terms & Conditions](#) | [Sitemap](#)

[About PatientCareLink](#) | [For Patients & Families](#) | [Hospital Data](#) | [Success Stories](#) | [Participant Login](#)

© 2013 PatientCareLink. All rights reserved. Website designed by [Boston Interactive](#)



[Glossary of Health Care Terms](#) | [Search Keywords...](#)



- About PatientCareLink
- Hospital Data
- Success Stories
- Improving Patient Care
- Workforce
- For Patients & Families

[Home](#) » [Hospital Data](#) » [Staffing Plans & Reports](#) » [2011 Reports](#) » [St. Elizabeth's Medical Center](#) » St. Elizabeth's Medical Center - NICU

Hospital Data

Staffing Plans & Reports

- [2013 Plans](#)
- [2012 Reports](#)
- [2011 Reports](#)
- [2010 Reports](#)
- [2009 Reports](#)
- [2008 Reports](#)
- [2007 Reports](#)
- [2006 Reports](#)
- [FAQs About Staffing Plans](#)

Performance Measures

St. Elizabeth's Medical Center - NICU

Acute Care
NICU
 Neonate Level III/IV Critical Care
 272 Hospital Licensed Beds

[How to Read and Understand Staffing Plans](#)

Date of Services Budgeted: **FY 2011**

A well-staffed unit is not only defined by the number of caregivers included in the team, but by the carefully chosen members of each team depending upon the needs of each patient and the unit overall.

Average Number of Patients Per Day:	9.92
-------------------------------------	------

Direct Caregivers	Scheduled Hours	Shift Length	Number of Staff						
			Mon	Tues	Wed	Thurs	Fri	Sat	Sun
Day Shift									
RN	7am-3pm	8.00	4.50	4.50	4.50	4.50	4.50	4.50	4.50
Evening Shift									
RN	3pm-11pm	8.00	5.00	5.00	5.00	5.00	5.00	5.00	5.00
Night Shift									
RN	11pm-7am	8.00	5.00	5.00	5.00	5.00	5.00	5.00	5.00

Plan / Budgeted Direct WHPPD (Worked Hours Per Patient Day)	11.67
---	-------

Plan / Budgeted Direct WHPPD (Worked Hours Per Patient Day)	11.67
---	-------

Actual Worked Hours Per Patient Day	14.12
--	--------------

% Difference	20.99%
--------------	--------

[Click here for more information](#)

Additional Care Team Members			
Click here for Care Team Member definitions			
Skills	Shift Coverage		
	Day	Evening	Night
Unit Nurse Management	X		
Staff Educator	X		
Clinical Nurse Specialist			
Unit Clerical Support	X	X	
1:1 Patient Observer	X	X	X
Admissions Nurse			
Patient Transport Team	X		
IV Therapy Team / Line Access	X		
Monitor Technician			

Additional Unit Information:

Level III intensive care nursery. Nursing director has 24 hours per day accountability.

There are many variables to consider in establishing safe, efficiently staffed hospital units. Patient care units differ based upon the types of patients cared for on a given unit, and the way in which care is organized and delivered there. Education and experience levels of unit staff, support from nurse educators and nurse managers also factor into unit

Rapid Response Team	X	X	X
Respiratory Therapy Support	X	X	X
Nutritionist	X		
Rehab Activities (OT, PT, Speech)	X		
Clinical Pharmacist	X	X	X
Licensed Social Services / Case Management	X		
Spiritual Services	X	X	X
Hospitalist / NP / PA			
Intensivist / Neonatologist	X	X	X
Nursing Student			
Recreation / Milieu Therapist			
Intern / Resident	X	X	X
Other			

staffing decisions, as does the unique characteristics and mission of each hospital. It is also important to look at patient outcomes (including fall rates, pressure ulcer rates, and Hospital Compare measures related to heart attack care, heart failure care, pneumonia care and surgical care) in the Performance Measures section of PatientCareLink.

The list of caregivers in these boxes were provided to all hospitals.



PatientCareLink is a joint effort of the [Massachusetts Hospital Association \(MHA\)](#) and the [Organization of Nurse Leaders, MA-RI](#).

[Terms & Conditions](#) | [Sitemap](#)

[About PatientCareLink](#) | [For Patients & Families](#) | [Hospital Data](#) | [Success Stories](#) | [Participant Login](#)

© 2013 PatientCareLink. All rights reserved. Website designed by [Boston Interactive](#)



- About PatientCareLink
- Hospital Data
- Success Stories
- Improving Patient Care
- Workforce
- For Patients & Families

[Home](#) » [Hospital Data](#) » [Staffing Plans & Reports](#) » [2011 Reports](#) » [St. Elizabeth's Medical Center](#) » St. Elizabeth's Medical Center - RICU

Hospital Data

Staffing Plans & Reports

- [2013 Plans](#)
- [2012 Reports](#)
- [2011 Reports](#)
- [2010 Reports](#)
- [2009 Reports](#)
- [2008 Reports](#)
- [2007 Reports](#)
- [2006 Reports](#)
- [FAQ's About Staffing Plans](#)

Performance Measures

St. Elizabeth's Medical Center - RICU

Acute Care

[RICU](#)

Adult Critical Care - Pulmonary

272 Hospital Licensed Beds

[How to Read and Understand Staffing Plans](#)

Date of Services Budgeted: **FY 2011**

A well-staffed unit is not only defined by the number of caregivers included in the team, but by the carefully chosen members of each team depending upon the needs of each patient and the unit overall.

Average Number of Patients Per Day:	4.94
-------------------------------------	------

Direct Caregivers	Scheduled Hours	Shift Length	Number of Staff						
			Mon	Tues	Wed	Thurs	Fri	Sat	Sun
Day Shift									
RN	7am-3pm	8.00	3.50	3.50	3.50	3.50	3.50	3.50	3.50
Evening Shift									
RN	3pm-11pm	8.00	3.50	3.50	3.50	3.50	3.50	3.50	3.50
Night Shift									
RN	11pm-7am	8.00	3.00	3.00	3.00	3.00	3.00	3.00	3.00
Unlicensed Assistive Personnel	11pm-7am	8.00	1.00	1.00	1.00	1.00	1.00		

Plan / Budgeted Direct WHPPD (Worked Hours Per Patient Day)	17.29
---	-------

Plan / Budgeted Direct WHPPD (Worked Hours Per Patient Day)	17.29
---	-------

Actual Worked Hours Per Patient Day	19.41
--	--------------

% Difference	12.26%
--------------	--------

[Click here for more information](#)

Additional Care Team Members			
Click here for Care Team Member definitions			
Skills	Shift Coverage		
	Day	Evening	Night
Unit Nurse Management	X		
Staff Educator	X		
Clinical Nurse Specialist			
Unit Clerical Support	X	X	
1:1 Patient Observer	X	X	X
Admissions Nurse			
Patient Transport Team	X		
IV Therapy Team / Line Access	X		

Additional Unit Information:

Medical intensive care unit dedicated to the care of the acutely ill medical respiratory patients. Nursing Director has 24 hours per day accountability.

There are many variables to consider in establishing safe, efficiently staffed hospital units. Patient care units differ based upon the types of patients cared for on a given unit, and the way in which care is organized and delivered there. Education and

Monitor Technician			
Rapid Response Team	X	X	X
Respiratory Therapy Support	X	X	X
Nutritionist	X		
Rehab Activities (OT, PT, Speech)			
Clinical Pharmacist	X	X	X
Licensed Social Services / Case Management	X		
Spiritual Services	X	X	X
Hospitalist / NP / PA	X	X	X
Intensivist / Neonatologist			
Nursing Student			
Recreation / Milieu Therapist			
Intern / Resident	X	X	X
Other			

experience levels of unit staff, support from nurse educators and nurse managers also factor into unit staffing decisions, as does the unique characteristics and mission of each hospital. It is also important to look at patient outcomes (including fall rates, pressure ulcer rates, and Hospital Compare measures related to heart attack care, heart failure care, pneumonia care and surgical care) in the Performance Measures section of PatientCareLink.

The list of caregivers in these boxes were provided to all hospitals.



PatientCareLink is a joint effort of the [Massachusetts Hospital Association \(MHA\)](#) and the [Organization of Nurse Leaders, MA-RI](#).

[Terms & Conditions](#) | [Sitemap](#)

[About PatientCareLink](#) | [For Patients & Families](#) | [Hospital Data](#) | [Success Stories](#) | [Participant Login](#)

© 2013 PatientCareLink. All rights reserved. Website designed by [Boston Interactive](#)



Glossary of Health Care Terms | Search Keywords...



- About PatientCareLink
- Hospital Data
- Success Stories
- Improving Patient Care
- Workforce
- For Patients & Families

Home » Hospital Data » Staffing Plans & Reports » 2011 Reports » St. Elizabeth's Medical Center » St. Elizabeth's Medical Center - Seton 5 West

Hospital Data

Staffing Plans & Reports

- [2013 Plans](#)
- [2012 Reports](#)
- [2011 Reports](#)
- [2010 Reports](#)
- [2009 Reports](#)
- [2008 Reports](#)
- [2007 Reports](#)
- [2006 Reports](#)
- [FAQs About Staffing Plans](#)

Performance Measures

St. Elizabeth's Medical Center - Seton 5 West

Acute Care
[Seton 5 West](#)
 Behavioral Health - Adult
 272 Hospital Licensed Beds

[How to Read and Understand Staffing Plans](#)

Date of Services Budgeted: FY 2011

A well-staffed unit is not only defined by the number of caregivers included in the team, but by the carefully chosen members of each team depending upon the needs of each patient and the unit overall.

Average Number of Patients Per Day:	27.09
-------------------------------------	-------

Direct Caregivers	Scheduled Hours	Shift Length	Number of Staff							
			Mon	Tues	Wed	Thurs	Fri	Sat	Sun	
Day Shift										
RN	7am-3pm	8.00	5.00	5.00	5.00	5.00	5.00	5.00	5.00	5.00
Mental Health Counselor	7am-3pm	8.00	4.00	4.00	4.00	4.00	4.00	4.00	4.00	4.00
Evening Shift										
RN	3pm-11pm	8.00	5.00	5.00	5.00	5.00	4.50	4.50	4.50	4.50
Mental Health Counselor	3pm-11pm	8.00	5.00	5.00	5.00	5.00	5.00	5.00	5.00	5.00
Night Shift										
RN	11pm-7am	8.00	3.00	3.00	3.00	3.00	3.00	3.00	3.00	3.00
Mental Health Counselor	11pm-7am	8.00	3.00	3.00	3.00	3.00	3.00	3.00	3.00	3.00

Plan / Budgeted Direct WHPPD (Worked Hours Per Patient Day)	7.30
---	------

Plan / Budgeted Direct WHPPD (Worked Hours Per Patient Day)	7.30
---	------

Actual Worked Hours Per Patient Day	7.36
% Difference	0.82%

Additional Care Team Members			
Skills	Shift Coverage		
	Day	Evening	Night
Unit Nurse Management	X		
Staff Educator	X		
Clinical Nurse Specialist			
Unit Clerical Support	X	X	
1:1 Patient Observer	X	X	X
Admissions Nurse		X	
Patient Transport Team	X		
IV Therapy Team / Line Access	X		

Additional Unit Information:

Secured patient care unit for voluntary and involuntary psychiatric admissions. Provides progressive care and therapeutic milieu until discharge. Nursing Director has 24 hours per day accountability.

There are many variables to consider in establishing safe, efficiently staffed hospital units. Patient care

Monitor Technician			
Rapid Response Team	X	X	X
Respiratory Therapy Support	X	X	X
Nutritionist	X		
Rehab Activities (OT, PT, Speech)	X		
Clinical Pharmacist	X	X	X
Licensed Social Services / Case Management	X		
Spiritual Services	X	X	X
Hospitalist / NP / PA	X	X	X
Intensivist / Neonatologist			
Nursing Student			
Recreation / Milieu Therapist	X		
Intern / Resident	X	X	X
Other			

units differ based upon the types of patients cared for on a given unit, and the way in which care is organized and delivered there. Education and experience levels of unit staff, support from nurse educators and nurse managers also factor into unit staffing decisions, as does the unique characteristics and mission of each hospital. It is also important to look at patient outcomes (including fall rates, pressure ulcer rates, and Hospital Compare measures related to heart attack care, heart failure care, pneumonia care and surgical care) in the Performance Measures section of PatientCareLink.

The list of caregivers in these boxes were provided to all hospitals.



PatientCareLink is a joint effort of the [Massachusetts Hospital Association \(MHA\)](#) and the [Organization of Nurse Leaders, MA-RJ](#).

[Terms & Conditions](#) | [Sitemap](#)

[About PatientCareLink](#) | [For Patients & Families](#) | [Hospital Data](#) | [Success Stories](#) | [Participant Login](#)

© 2013 PatientCareLink. All rights reserved. Website designed by [Boston Interactive](#)



- About PatientCareLink
- Hospital Data
- Success Stories
- Improving Patient Care
- Workforce
- For Patients & Families

[Home](#) » [Hospital Data](#) » [Staffing Plans & Reports](#) » [2011 Reports](#) » [St. Elizabeth's Medical Center](#) » St. Elizabeth's Medical Center - Seton 6 West

Hospital Data

Staffing Plans & Reports

- [2013 Plans](#)
- [2012 Reports](#)
- [2011 Reports](#)
- [2010 Reports](#)
- [2009 Reports](#)
- [2008 Reports](#)
- [2007 Reports](#)
- [2006 Reports](#)
- [FAQs About Staffing Plans](#)

Performance Measures

St. Elizabeth's Medical Center - Seton 6 West

Acute Care
[Seton 6 West](#)
 Adult Medical - Cardiac
 272 Hospital Licensed Beds

[How to Read and Understand Staffing Plans](#)

Date of Services Budgeted: FY 2011

A well-staffed unit is not only defined by the number of caregivers included in the team, but by the carefully chosen members of each team depending upon the needs of each patient and the unit overall.

Average Number of Patients Per Day:	14.82
-------------------------------------	-------

Direct Caregivers	Scheduled Hours	Shift Length	Number of Staff						
			Mon	Tues	Wed	Thurs	Fri	Sat	Sun
Day Shift									
RN	7am-3pm	8.00	5.00	5.00	5.00	5.00	4.50	4.00	4.00
Unlicensed Assistive Personnel	7am-3pm	8.00	2.00	2.00	2.00	2.00	2.00	2.00	2.00
Evening Shift									
RN	3pm-11pm	8.00	4.00	4.00	4.00	4.00	4.00	4.00	4.00
Unlicensed Assistive Personnel	3pm-11pm	8.00	2.00	2.00	2.00	2.00	2.00	2.00	2.00
Night Shift									
RN	11pm-7am	8.00	4.00	4.00	4.00	4.00	4.00	4.00	4.00
Unlicensed Assistive Personnel	11pm-7am	8.00	1.00	2.00	2.00	2.00	2.00	1.00	1.00

Plan / Budgeted Direct WHPPD (Worked Hours Per Patient Day)	9.80
---	------

Plan / Budgeted Direct WHPPD (Worked Hours Per Patient Day)	9.80
Actual Worked Hours Per Patient Day	9.09
% Difference	-7.24%
Click here for more information	

Additional Care Team Members			
Click here for Care Team Member definitions			
Skills	Shift Coverage		
	Day	Evening	Night
Unit Nurse Management	X		
Staff Educator			
Clinical Nurse Specialist			
Unit Clerical Support	X	X	
1:1 Patient Observer	X	X	X
Admissions Nurse			
Patient Transport Team	X		

Additional Unit Information:
 Medical telemetry unit with cardiology focus. Includes peritoneal dialysis patients, angioplasties and post-catheterization patients. Nursing Director has 24 hours per day accountability.

IV Therapy Team / Line Access	X		
Monitor Technician			
Rapid Response Team	X	X	X
Respiratory Therapy Support	X	X	X
Nutritionist	X		
Rehab Activities (OT, PT, Speech)			
Clinical Pharmacist	X	X	X
Licensed Social Services / Case Management	X		
Spiritual Services	X	X	X
Hospitalist / NP / PA	X	X	X
Intensivist / Neonatologist			
Nursing Student			
Recreation / Milieu Therapist			
Intern / Resident	X	X	X
Other			

There are many variables to consider in establishing safe, efficiently staffed hospital units. Patient care units differ based upon the types of patients cared for on a given unit, and the way in which care is organized and delivered there. Education and experience levels of unit staff, support from nurse educators and nurse managers also factor into unit staffing decisions, as does the unique characteristics and mission of each hospital. It is also important to look at patient outcomes (including fall rates, pressure ulcer rates, and Hospital Compare measures related to heart attack care, heart failure care, pneumonia care and surgical care) in the Performance Measures section of PatientCareLink.

The list of caregivers in these boxes were provided to all hospitals.



PatientCareLink is a joint effort of the [Massachusetts Hospital Association \(MHA\)](#) and the [Organization of Nurse Leaders, MA-RI](#).

[Terms & Conditions](#) | [Sitemap](#)

[About PatientCareLink](#) | [For Patients & Families](#) | [Hospital Data](#) | [Success Stories](#) | [Participant Login](#)

© 2013 PatientCareLink. All rights reserved. Website designed by [Boston Interactive](#)



- About PatientCareLink
- Hospital Data
- Success Stories
- Improving Patient Care
- Workforce
- For Patients & Families

Home - Hospital Data - Staffing Plans & Reports - 2011 Reports - St. Elizabeth's Medical Center - St. Elizabeth's Medical Center - Seton 6 West Step Down

Hospital Data

Staffing Plans & Reports

- [2013 Plans](#)
- [2012 Reports](#)
- [2011 Reports](#)
- [2010 Reports](#)
- [2009 Reports](#)
- [2008 Reports](#)
- [2007 Reports](#)
- [2006 Reports](#)
- [FAQ's About Staffing Plans](#)

Performance Measures

St. Elizabeth's Medical Center - Seton 6 West Step Down

Acute Care
[Seton 6 West Step Down](#)
 Adult Step-Down - Cardiac
 272 Hospital Licensed Beds

[How to Read and Understand Staffing Plans](#)

Date of Services Budgeted: FY 2011

A well-staffed unit is not only defined by the number of caregivers included in the team, but by the carefully chosen members of each team depending upon the needs of each patient and the unit overall.

Average Number of Patients Per Day:	5.36
-------------------------------------	------

Direct Caregivers	Scheduled Hours	Shift Length	Number of Staff						
			Mon	Tues	Wed	Thurs	Fri	Sat	Sun
Day Shift									
RN	7am-3pm	8.00	2.00	2.00	2.00	2.00	2.00	2.00	2.00
Unlicensed Assistive Personnel	7am-3pm	8.00	1.00	1.00	1.00	1.00	1.00	1.00	1.00
Evening Shift									
RN	3pm-11pm	8.00	2.00	2.00	2.00	2.00	2.00	2.00	2.00
Unlicensed Assistive Personnel	3pm-11pm	8.00	0.50	0.50	0.50	0.50			
Night Shift									
RN	11pm-7am	8.00	1.50	1.50	1.50	1.50	1.50	1.50	1.50

Plan / Budgeted Direct WHPPD (Worked Hours Per Patient Day)	10.10
---	-------

Plan / Budgeted Direct WHPPD (Worked Hours Per Patient Day)	10.10
Actual Worked Hours Per Patient Day	9.93
% Difference	-1.68%

Additional Care Team Members			
Click here for Care Team Member definitions			
Skills	Shift Coverage		
	Day	Evening	Night
Unit Nurse Management	X		
Staff Educator			
Clinical Nurse Specialist			
Unit Clerical Support	X	X	
1:1 Patient Observer	X	X	X
Admissions Nurse			
Patient Transport Team	X		
IV Therapy Team / Line Access	X		
Monitor Technician			

Additional Unit Information:

A ten bed step down unit with telemetry. Patients include myocardial infarction, rule out myocardial infarction with nitroglycerine and heparin, and interventional cardiology procedures. Nursing Director has 24 hours per day accountability.

There are many variables to consider in establishing safe, efficiently staffed hospital units. Patient care units differ based upon the types of patients cared

Rapid Response Team	X	X	X
Respiratory Therapy Support	X	X	X
Nutritionist	X		
Rehab Activities (OT, PT, Speech)			
Clinical Pharmacist	X	X	X
Licensed Social Services / Case Management	X		
Spiritual Services	X	X	X
Hospitalist / NP / PA	X	X	X
Intensivist / Neonatologist			
Nursing Student			
Recreation / Milieu Therapist			
Intern / Resident	X	X	X
Other			

for on a given unit, and the way in which care is organized and delivered there. Education and experience levels of unit staff, support from nurse educators and nurse managers also factor into unit staffing decisions, as does the unique characteristics and mission of each hospital. It is also important to look at patient outcomes (including fall rates, pressure ulcer rates, and Hospital Compare measures related to heart attack care, heart failure care, pneumonia care and surgical care) in the Performance Measures section of PatientCareLink.

The list of caregivers in these boxes were provided to all hospitals.



PatientCareLink is a joint effort of the [Massachusetts Hospital Association \(MHA\)](#) and the [Organization of Nurse Leaders, MA-RI](#).

[Terms & Conditions](#) | [Sitemap](#)

[About PatientCareLink](#) | [For Patients & Families](#) | [Hospital Data](#) | [Success Stories](#) | [Participant Login](#)

© 2013 PatientCareLink. All rights reserved. Website designed by [Boston Interactive](#)



- About PatientCareLink
- Hospital Data
- Success Stories
- Improving Patient Care
- Workforce
- For Patients & Families

Home > Hospital Data > Staffing Plans & Reports > 2011 Reports > St. Elizabeth's Medical Center > St. Elizabeth's Medical Center - Seton 7 East

Hospital Data

Staffing Plans & Reports

- [2013 Plans](#)
- [2012 Reports](#)
- [2011 Reports](#)
- [2010 Reports](#)
- [2009 Reports](#)
- [2008 Reports](#)
- [2007 Reports](#)
- [2006 Reports](#)
- [FAQs About Staffing Plans](#)

Performance Measures

St. Elizabeth's Medical Center - Seton 7 East

[How to Read and Understand Staffing Plans](#)

Acute Care
Seton 7 East
 Adult Medical / Surgical Combined
 272 Hospital Licensed Beds

Date of Services Budgeted: FY 2011

A well-staffed unit is not only defined by the number of caregivers included in the team, but by the carefully chosen members of each team depending upon the needs of each patient and the unit overall.

Average Number of Patients Per Day:	18.57
-------------------------------------	-------

Direct Caregivers	Scheduled Hours	Shift Length	Number of Staff							
			Mon	Tues	Wed	Thurs	Fri	Sat	Sun	
Day Shift										
RN	7am-3pm	8.00	4.50	4.50	4.50	4.50	4.50	4.50	4.50	4.50
Unlicensed Assistive Personnel	7am-3pm	8.00	3.00	3.00	3.00	3.00	3.00	3.00	2.00	2.00
Evening Shift										
RN	3pm-11pm	8.00	4.50	4.50	4.50	4.50	4.00	4.00	4.00	4.00
Unlicensed Assistive Personnel	3pm-11pm	8.00	3.00	3.00	3.00	3.00	3.00	2.00	2.00	2.00
Night Shift										
RN	11pm-7am	8.00	4.00	4.00	4.00	4.00	4.00	4.00	4.00	4.00
Unlicensed Assistive Personnel	11pm-7am	8.00	2.00	2.00	2.00	2.00	2.00	2.00	2.00	2.00

Plan / Budgeted Direct WHPPD (Worked Hours Per Patient Day)	8.68
---	------

Plan / Budgeted Direct WHPPD (Worked Hours Per Patient Day)	8.68
Actual Worked Hours Per Patient Day	8.28
% Difference	-4.61%

Additional Care Team Members			
Click here for Care Team Member definitions			
Skills	Shift Coverage		
	Day	Evening	Night
Unit Nurse Management	X		
Staff Educator			
Clinical Nurse Specialist			
Unit Clerical Support	X	X	
1:1 Patient Observer	X	X	X
Admissions Nurse			
Patient Transport Team	X		
IV Therapy Team / Line Access	X		

Additional Unit Information:

Surgical unit caring for orthopedic, cardiothoracic and general surgical patients. Nursing Director has 24 hours per day accountability.

There are many variables to consider in establishing safe, efficiently staffed hospital units. Patient care units differ based upon the types of patients cared for on a given unit, and the way in which care is

Monitor Technician			
Rapid Response Team	X	X	X
Respiratory Therapy Support	X	X	X
Nutritionist	X		
Rehab Activities (OT, PT, Speech)			
Clinical Pharmacist	X	X	X
Licensed Social Services / Case Management	X		
Spiritual Services	X	X	X
Hospitalist / NP / PA	X	X	X
Intensivist / Neonatologist			
Nursing Student			
Recreation / Milieu Therapist			
Intern / Resident	X	X	X
Other			

organized and delivered there. Education and experience levels of unit staff, support from nurse educators and nurse managers also factor into unit staffing decisions, as does the unique characteristics and mission of each hospital. It is also important to look at patient outcomes (including fall rates, pressure ulcer rates, and Hospital Compare measures related to heart attack care, heart failure care, pneumonia care and surgical care) in the Performance Measures section of PatientCareLink.

The list of caregivers in these boxes were provided to all hospitals.



PatientCareLink is a joint effort of the [Massachusetts Hospital Association \(MHA\)](#) and the [Organization of Nurse Leaders, MA-RI](#).

[Terms & Conditions](#) | [Sitemap](#)

[About PatientCareLink](#) | [For Patients & Families](#) | [Hospital Data](#) | [Success Stories](#) | [Participant Login](#)

© 2013 PatientCareLink. All rights reserved. Website designed by [Boston Interactive](#)



Glossary of Health Care Terms | Search Keywords...



- About PatientCareLink
- Hospital Data
- Success Stories
- Improving Patient Care
- Workforce
- For Patients & Families

[Home](#) - [Hospital Data](#) - [Staffing Plans & Reports](#) - [2011 Reports](#) - [St. Elizabeth's Medical Center](#) - St. Elizabeth's Medical Center - Seton 7 East Step-Down

Hospital Data

Staffing Plans & Reports

[2013 Plans](#)

[2012 Reports](#)

[2011 Reports](#)

[2010 Reports](#)

[2009 Reports](#)

[2008 Reports](#)

[2007 Reports](#)

[2006 Reports](#)

[FAQs About Staffing Plans](#)

Performance Measures

St. Elizabeth's Medical Center - Seton 7 East Step-Down

Acute Care
[Seton 7 East Step-Down](#)
 Adult Step-Down - Surgical
 272 Hospital Licensed Beds

[How to Read and Understand Staffing Plans](#)

Date of Services Budgeted: FY 2011

A well-staffed unit is not only defined by the number of caregivers included in the team, but by the carefully chosen members of each team depending upon the needs of each patient and the unit overall.

Average Number of Patients Per Day:	2.58
-------------------------------------	------

Direct Caregivers	Scheduled Hours	Shift Length	Number of Staff						
			Mon	Tues	Wed	Thurs	Fri	Sat	Sun
Day Shift									
RN	7am-3pm	8.00	1.50	1.50	1.50	1.50	1.50	1.50	1.50
Evening Shift									
RN	3pm-11pm	8.00	1.50	1.50	1.50	1.50	1.50	1.50	1.50
Night Shift									
RN	11pm-7am	8.00	1.50	1.50	1.50	1.00	1.00	1.00	1.00

Plan / Budgeted Direct WHPPD (Worked Hours Per Patient Day)	13.04
---	-------

Plan / Budgeted Direct WHPPD (Worked Hours Per Patient Day)	13.04
---	-------

Actual Worked Hours Per Patient Day	12.63
-------------------------------------	-------

% Difference	-3.14%
--------------	--------

Additional Care Team Members			
Click here for Care Team Member definitions			
Skills	Shift Coverage		
	Day	Evening	Night
Unit Nurse Management	X		
Staff Educator			
Clinical Nurse Specialist			
Unit Clerical Support	X	X	
1:1 Patient Observer	X	X	X
Admissions Nurse			
Patient Transport Team	X		
IV Therapy Team / Line Access	X		
Monitor Technician			
Rapid Response Team	X	X	X

Additional Unit Information:

A four bed step-down unit for monitoring cardiothoracic patients. Nursing Director has 24 hours per day accountability.

There are many variables to consider in establishing safe, efficiently staffed hospital units. Patient care units differ based upon the types of patients cared for on a given unit, and the way in which care is organized and delivered there. Education and experience levels of unit staff, support from nurse educators and nurse managers also factor into unit staffing decisions, as does the unique characteristics

Respiratory Therapy Support	X	X	X
Nutritionist	X		
Rehab Activities (OT, PT, Speech)			
Clinical Pharmacist	X	X	X
Licensed Social Services / Case Management	X		
Spiritual Services	X	X	X
Hospitalist / NP / PA	X	X	X
Intensivist / Neonatologist			
Nursing Student			
Recreation / Milieu Therapist			
Intern / Resident	X	X	X
Other			

and mission of each hospital. It is also important to look at patient outcomes (including fall rates, pressure ulcer rates, and Hospital Compare measures related to heart attack care, heart failure care, pneumonia care and surgical care) in the Performance Measures section of PatientCareLink.

The list of caregivers in these boxes were provided to all hospitals.



PatientCareLink is a joint effort of the [Massachusetts Hospital Association \(MHA\)](#) and the [Organization of Nurse Leaders, MA-RI](#).

[Terms & Conditions](#) | [Sitemap](#)

[About PatientCareLink](#) | [For Patients & Families](#) | [Hospital Data](#) | [Success Stories](#) | [Participant Login](#)

© 2013 PatientCareLink. All rights reserved. Website designed by [Boston Interactive](#)



Glossary of Health Care Terms | Search Keywords...



- About PatientCareLink
- Hospital Data
- Success Stories
- Improving Patient Care
- Workforce
- For Patients & Families

Home -> Hospital Data -> Staffing Plans & Reports -> 2011 Reports -> St. Elizabeth's Medical Center -> St. Elizabeth's Medical Center - Seton 7 West

Hospital Data

Staffing Plans & Reports

[2013 Plans](#)

[2012 Reports](#)

[2011 Reports](#)

[2010 Reports](#)

[2009 Reports](#)

[2008 Reports](#)

[2007 Reports](#)

[2006 Reports](#)

[FAQs About Staffing Plans](#)

Performance Measures

St. Elizabeth's Medical Center - Seton 7 West

Acute Care

[Seton 7 West](#)

Behavioral Health - Adult - Geriatrics

272 Hospital Licensed Beds

[How to Read and Understand Staffing Plans](#)

Date of Services Budgeted: FY 2011

A well-staffed unit is not only defined by the number of caregivers included in the team, but by the carefully chosen members of each team depending upon the needs of each patient and the unit overall.

Average Number of Patients Per Day:	13.13
-------------------------------------	-------

Direct Caregivers	Scheduled Hours	Shift Length	Number of Staff							
			Mon	Tues	Wed	Thurs	Fri	Sat	Sun	
Day Shift										
RN	7am-3pm	8.00	3.00	3.00	3.00	3.00	3.00	3.00	3.00	3.00
Unlicensed Assistive Personnel	7am-3pm	8.00	3.00	3.00	3.00	3.00	3.00	3.00	3.00	3.00
Evening Shift										
RN	3pm-11pm	8.00	3.00	3.00	3.00	3.00	3.00	3.00	3.00	3.00
Unlicensed Assistive Personnel	3pm-11pm	8.00	3.00	3.00	3.00	3.00	3.00	3.00	3.00	3.00
Night Shift										
RN	11pm-7am	8.00	2.50	2.50	2.50	2.50	2.50	2.50	2.50	2.50
Unlicensed Assistive Personnel	11pm-7am	8.00	2.00	2.00	2.00	2.00	2.00	2.00	2.00	2.00

Plan / Budgeted Direct WHPPD (Worked Hours Per Patient Day)	10.02
---	-------

Plan / Budgeted Direct WHPPD (Worked Hours Per Patient Day)	10.02
---	-------

Actual Worked Hours Per Patient Day	9.11
-------------------------------------	------

% Difference	-9.08%
--------------	--------

[Click here for more information](#)

Additional Care Team Members			
Click here for Care Team Member definitions			
Skills	Shift Coverage		
	Day	Evening	Night
Unit Nurse Management	X		
Staff Educator			
Clinical Nurse Specialist			
Unit Clerical Support	X	X	
1:1 Patient Observer	X	X	X
Admissions Nurse			
Patient Transport Team	X		

Additional Unit Information:

The Geriatric Psychiatric unit is a 16 bed secured unit that offers the geriatric patient and family to work with a multi-disciplinary team to provide the highest standard of care. Nursing Director has 24 hours per day accountability.

IV Therapy Team / Line Access	X		
Monitor Technician			
Rapid Response Team	X	X	X
Respiratory Therapy Support	X	X	X
Nutritionist	X		
Rehab Activities (OT, PT, Speech)	X		
Clinical Pharmacist	X	X	X
Licensed Social Services / Case Management	X		
Spiritual Services	X	X	X
Hospitalist / NP / PA	X	X	X
Intensivist / Neonatologist			
Nursing Student			
Recreation / Milieu Therapist	X		
Intern / Resident	X	X	X
Other			

There are many variables to consider in establishing safe, efficiently staffed hospital units. Patient care units differ based upon the types of patients cared for on a given unit, and the way in which care is organized and delivered there. Education and experience levels of unit staff, support from nurse educators and nurse managers also factor into unit staffing decisions, as does the unique characteristics and mission of each hospital. It is also important to look at patient outcomes (including fall rates, pressure ulcer rates, and Hospital Compare measures related to heart attack care, heart failure care, pneumonia care and surgical care) in the Performance Measures section of PatientCareLink.

The list of caregivers in these boxes were provided to all hospitals.



PatientCareLink is a joint effort of the [Massachusetts Hospital Association \(MHA\)](#) and the [Organization of Nurse Leaders, MA-RJ](#).

[Terms & Conditions](#) | [Sitemap](#)

[About PatientCareLink](#) | [For Patients & Families](#) | [Hospital Data](#) | [Success Stories](#) | [Participant Login](#)

© 2013 PatientCareLink. All rights reserved. Website designed by [Boston Interactive](#)



Glossary of Health Care Terms | Search Keywords...



- About PatientCareLink
- Hospital Data
- Success Stories
- Improving Patient Care
- Workforce
- For Patients & Families

[Home](#) > [Hospital Data](#) > [Staffing Plans & Reports](#) > [2011 Reports](#) > [St. Elizabeth's Medical Center](#) > St. Elizabeth's Medical Center - SICU

Hospital Data

St. Elizabeth's Medical Center - SICU

Staffing Plans & Reports

[2013 Plans](#)

[2012 Reports](#)

[2011 Reports](#)

[2010 Reports](#)

[2009 Reports](#)

[2008 Reports](#)

[2007 Reports](#)

[2006 Reports](#)

[FAQ's About Staffing Plans](#)

Performance Measures

Acute Care

[SICU](#)

Adult Critical Care - Surgical

272 Hospital Licensed Beds

[How to Read and Understand Staffing Plans](#)

Date of Services Budgeted: FY 2011

A well-staffed unit is not only defined by the number of caregivers included in the team, but by the carefully chosen members of each team depending upon the needs of each patient and the unit overall.

Average Number of Patients Per Day:	4.68
-------------------------------------	------

Direct Caregivers	Scheduled Hours	Shift Length	Number of Staff						
			Mon	Tues	Wed	Thurs	Fri	Sat	Sun
Day Shift									
RN	7am-3pm	8.00	4.00	4.00	4.00	4.00	4.00	4.00	4.00
Evening Shift									
RN	3pm-11pm	8.00	4.00	4.00	4.00	4.00	4.00	3.50	3.50
Unlicensed Assistive Personnel	3pm-11pm	8.00	1.00	1.00	1.00	1.00	1.00		
Night Shift									
RN	11pm-7am	8.00	3.00	3.00	3.00	3.00	3.00	3.00	3.00

Plan / Budgeted Direct WHPPD (Worked Hours Per Patient Day)	19.72
---	-------

Plan / Budgeted Direct WHPPD (Worked Hours Per Patient Day)	19.72
---	-------

Actual Worked Hours Per Patient Day	21.26
-------------------------------------	-------

% Difference	7.81%
--------------	-------

[Click here for more information](#)

Additional Care Team Members			
Click here for Care Team Member definitions			
Skills	Shift Coverage		
	Day	Evening	Night
Unit Nurse Management	X		
Staff Educator	X		
Clinical Nurse Specialist			
Unit Clerical Support	X	X	
1:1 Patient Observer	X	X	X
Admissions Nurse			
Patient Transport Team	X		
IV Therapy Team / Line Access	X		

Additional Unit Information:

Surgical intensive care unit providing care to cardiothoracic, neurosurgical and complicated intensive care patients. Nursing Director has 24 hours per day accountability.

There are many variables to consider in establishing safe, efficiently staffed hospital units. Patient care units differ based upon the types of patients cared for on a given unit, and the way in which care is

Monitor Technician			
Rapid Response Team	X	X	X
Respiratory Therapy Support	X	X	X
Nutritionist	X		
Rehab Activities (OT, PT, Speech)			
Clinical Pharmacist	X	X	X
Licensed Social Services / Case Management	X		
Spiritual Services	X	X	X
Hospitalist / NP / PA	X	X	X
Intensivist / Neonatologist			
Nursing Student			
Recreation / Milieu Therapist			
Intern / Resident	X	X	X
Other			

organized and delivered there. Education and experience levels of unit staff, support from nurse educators and nurse managers also factor into unit staffing decisions, as does the unique characteristics and mission of each hospital. It is also important to look at patient outcomes (including fall rates, pressure ulcer rates, and Hospital Compare measures related to heart attack care, heart failure care, pneumonia care and surgical care) in the Performance Measures section of PatientCareLink.

The list of caregivers in these boxes were provided to all hospitals.



PatientCareLink is a joint effort of the [Massachusetts Hospital Association \(MHA\)](#) and the [Organization of Nurse Leaders, MA-RI](#).

[Terms & Conditions](#) | [Sitemap](#)

[About PatientCareLink](#) | [For Patients & Families](#) | [Hospital Data](#) | [Success Stories](#) | [Participant Login](#)

© 2013 PatientCareLink. All rights reserved. Website designed by [Boston Interactive](#)



Glossary of Health Care Terms | Search Keywords...



- About PatientCareLink
- Hospital Data
- Success Stories
- Improving Patient Care
- Workforce
- For Patients & Families

[Home](#) > [Hospital Data](#) > [Staffing Plans & Reports](#) > [2011 Reports](#) > [St. Elizabeth's Medical Center](#) > St. Elizabeth's Medical Center - Neurology

Hospital Data

Staffing Plans & Reports

- [2013 Plans](#)
- [2012 Reports](#)
- [2011 Reports](#)
- [2010 Reports](#)
- [2009 Reports](#)
- [2008 Reports](#)
- [2007 Reports](#)
- [2006 Reports](#)

[FAQ's About Staffing Plans](#)

Performance Measures

St. Elizabeth's Medical Center - Neurology

Acute Care

[Neurology](#)

Adult Medical / Surgical Combined - Neurosurgery / Neurology

272 Hospital Licensed Beds

Date of Services Budgeted: FY 2011

A well-staffed unit is not only defined by the number of caregivers included in the team, but by the carefully chosen members of each team depending upon the needs of each patient and the unit overall.

[How to Read and Understand Staffing Plans](#)

Average Number of Patients Per Day:	10.07
-------------------------------------	-------

Direct Caregivers	Scheduled Hours	Shift Length	Number of Staff							
			Mon	Tues	Wed	Thurs	Fri	Sat	Sun	
Day Shift										
RN	7am-3pm	8.00	3.50	3.50	3.50	3.50	3.50	3.50	3.00	3.00
Unlicensed Assistive Personnel	7am-3pm	8.00	1.00	1.00	1.00	1.00	1.00	1.00	1.00	1.00
Evening Shift										
RN	3pm-11pm	8.00	3.00	3.00	3.00	3.00	3.00	3.00	3.00	3.00
Unlicensed Assistive Personnel	3pm-11pm	8.00	2.00	2.00	2.00	2.00	1.00	1.00	1.00	1.00
Night Shift										
RN	11pm-7am	8.00	3.00	3.00	3.00	3.00	3.00	3.00	3.00	3.00
Unlicensed Assistive Personnel	11pm-7am	8.00	1.00	1.00	1.00	1.00	1.00	1.00	1.00	1.00

Plan / Budgeted Direct WHPPD (Worked Hours Per Patient Day)	10.24
---	-------

Plan / Budgeted Direct WHPPD (Worked Hours Per Patient Day)	10.24
Actual Worked Hours Per Patient Day	9.49
% Difference	-7.32%
Click here for more information	

Additional Care Team Members			
Click here for Care Team Member definitions			
Skills	Shift Coverage		
	Day	Evening	Night
Unit Nurse Management	X		
Staff Educator			
Clinical Nurse Specialist			
Unit Clerical Support	X	X	
1:1 Patient Observer	X	X	X
Admissions Nurse			
Patient Transport Team	X		

Additional Unit Information:

Dedicated to the care of the neurosurgical, neurology and urology patients. Nursing Director has 24 hours per day accountability.

There are many variables to consider in establishing safe, efficiently staffed hospital units. Patient care

IV Therapy Team / Line Access	X		
Monitor Technician			
Rapid Response Team	X	X	X
Respiratory Therapy Support	X	X	X
Nutritionist	X		
Rehab Activities (OT, PT, Speech)			
Clinical Pharmacist	X	X	X
Licensed Social Services / Case Management	X		
Spiritual Services	X	X	X
Hospitalist / NP / PA	X	X	X
Intensivist / Neonatologist			
Nursing Student			
Recreation / Milieu Therapist			
Intern / Resident	X	X	X
Other			

units differ based upon the types of patients cared for on a given unit, and the way in which care is organized and delivered there. Education and experience levels of unit staff, support from nurse educators and nurse managers also factor into unit staffing decisions, as does the unique characteristics and mission of each hospital. It is also important to look at patient outcomes (including fall rates, pressure ulcer rates, and Hospital Compare measures related to heart attack care, heart failure care, pneumonia care and surgical care) in the Performance Measures section of PatientCareLink.

The list of caregivers in these boxes were provided to all hospitals.



PatientCareLink is a joint effort of the [Massachusetts Hospital Association \(MHA\)](#) and the [Organization of Nurse Leaders, MA-RI](#).

[Terms & Conditions](#) | [Sitemap](#)

[About PatientCareLink](#) | [For Patients & Families](#) | [Hospital Data](#) | [Success Stories](#) | [Participant Login](#)

© 2013 PatientCareLink. All rights reserved. Website designed by [Boston Interactive](#)



- About PatientCareLink
- Hospital Data
- Success Stories
- Improving Patient Care
- Workforce
- For Patients & Families

[Home](#) » [Hospital Data](#) » [Staffing Plans & Reports](#) » [2011 Reports](#) » [St. Elizabeth's Medical Center](#) » St. Elizabeth's Medical Center - Neurology Step-Down

Hospital Data

Staffing Plans & Reportsa

- [2013 Plans](#)
- [2012 Reports](#)
- [2011 Reports](#)
- [2010 Reports](#)
- [2009 Reports](#)
- [2008 Reports](#)
- [2007 Reports](#)
- [2006 Reports](#)

[FAQ's About Staffing Plans](#)

Performance Measures

St. Elizabeth's Medical Center - Neurology Step-Down

Acute Care

[Neurology Step-Down](#)

Adult Step-Down - Medical / Surgical Combined

272 Hospital Licensed Beds

[How to Read and Understand Staffing Plans](#)

Date of Services Budgeted: FY 2011

A well-staffed unit is not only defined by the number of caregivers included in the team, but by the carefully chosen members of each team depending upon the needs of each patient and the unit overall.

Average Number of Patients Per Day:	2.50
-------------------------------------	------

Direct Caregivers	Scheduled Hours	Shift Length	Number of Staff							
			Mon	Tues	Wed	Thurs	Fri	Sat	Sun	
Day Shift										
RN	7am-3pm	8.00	1.50	1.50	1.50	1.50	1.50	1.50	1.50	1.50
Evening Shift										
RN	3pm-11pm	8.00	1.50	1.50	1.50	1.50	1.50	1.50	1.50	1.50
Night Shift										
RN	11pm-7am	8.00	1.50	1.50	1.50	1.50	1.50	1.00	1.00	1.00

Plan / Budgeted Direct WHPPD (Worked Hours Per Patient Day)	13.90
---	-------

Plan / Budgeted Direct WHPPD (Worked Hours Per Patient Day)	13.90
---	-------

Actual Worked Hours Per Patient Day	13.61
% Difference	-2.09%

Additional Care Team Members			
Click here for Care Team Member definitions			
Skills	Shift Coverage		
	Day	Evening	Night
Unit Nurse Management	X		
Staff Educator			
Clinical Nurse Specialist			
Unit Clerical Support	X	X	
1:1 Patient Observer	X	X	X
Admissions Nurse			
Patient Transport Team	X		
IV Therapy Team / Line Access	X		
Monitor Technician			
Rapid Response Team	X	X	X

Additional Unit Information:

A four bed step-down unit which provides invasive as well as non-invasive monitoring to more acute neurology and neurosurgery patients. Nursing Director has 24 hours per day accountability.

There are many variables to consider in establishing safe, efficiently staffed hospital units. Patient care units differ based upon the types of patients cared for on a given unit, and the way in which care is organized and delivered there. Education and experience levels of unit staff, support from nurse educators and nurse managers also factor into unit

Respiratory Therapy Support	X	X	X
Nutritionist	X		
Rehab Activities (OT, PT, Speech)			
Clinical Pharmacist	X	X	X
Licensed Social Services / Case Management	X		
Spiritual Services	X	X	X
Hospitalist / NP / PA	X	X	X
Intensivist / Neonatologist			
Nursing Student			
Recreation / Milieu Therapist			
Intern / Resident	X	X	X
Other			

staffing decisions, as does the unique characteristics and mission of each hospital. It is also important to look at patient outcomes (including fall rates, pressure ulcer rates, and Hospital Compare measures related to heart attack care, heart failure care, pneumonia care and surgical care) in the Performance Measures section of PatientCareLink.

The list of caregivers in these boxes were provided to all hospitals.



PatientCareLink is a joint effort of the [Massachusetts Hospital Association \(MHA\)](#) and the [Organization of Nurse Leaders, MA-RI](#).

[Terms & Conditions](#) | [Sitemap](#)

[About PatientCareLink](#) | [For Patients & Families](#) | [Hospital Data](#) | [Success Stories](#) | [Participant Login](#)

© 2013 PatientCareLink. All rights reserved. Website designed by [Boston Interactive](#)



- About PatientCareLink
- Hospital Data
- Success Stories
- Improving Patient Care
- Workforce
- For Patients & Families

[Home](#) ~ [Hospital Data](#) > [Staffing Plans & Reports](#) > [2011 Reports](#) > [St. Elizabeth's Medical Center](#) > St. Elizabeth's Medical Center - SECAP

Hospital Data

Staffing Plans & Reports

- [2013 Plans](#)
- [2012 Reports](#)
- [2011 Reports](#)
- [2010 Reports](#)
- [2009 Reports](#)
- [2008 Reports](#)
- [2007 Reports](#)
- [2006 Reports](#)

[FAQ's About Staffing Plans](#)

Performance Measures

St. Elizabeth's Medical Center - SECAP

Acute Care

[SECAP](#)

Behavioral Health - Adult - Substance Abuse

272 Hospital Licensed Beds

Date of Services Budgeted: FY 2011

A well-staffed unit is not only defined by the number of caregivers included in the team, but by the carefully chosen members of each team depending upon the needs of each patient and the unit overall.

[How to Read and Understand Staffing Plans](#)

Average Number of Patients Per Day:	7.23
-------------------------------------	------

Direct Caregivers	Scheduled Hours	Shift Length	Number of Staff						
			Mon	Tues	Wed	Thurs	Fri	Sat	Sun
Day Shift									
RN	7am-3pm	8.00	2.00	2.00	2.00	2.00	2.00	2.00	2.00
Evening Shift									
RN	3pm-11pm	8.00	2.00	2.00	2.00	2.00	2.00	2.00	2.00
Night Shift									
RN	11pm-7am	8.00	2.00	2.00	2.00	2.00	2.00	2.00	2.00

Plan / Budgeted Direct WHPPD (Worked Hours Per Patient Day)	6.62
---	------

Plan / Budgeted Direct WHPPD (Worked Hours Per Patient Day)	6.62
---	------

Actual Worked Hours Per Patient Day	5.91
-------------------------------------	------

% Difference	-10.73%
--------------	---------

[Click here for more information](#)

Additional Care Team Members			
Skills	Shift Coverage		
	Day	Evening	Night
Unit Nurse Management	X		
Staff Educator			
Clinical Nurse Specialist			
Unit Clerical Support	X	X	
1:1 Patient Observer	X	X	X
Admissions Nurse			
Patient Transport Team	X		
IV Therapy Team / Line Access	X		
Monitor Technician			

Additional Unit Information:

This unit provides inpatient detoxification and substance abuse treatment as well as ambulatory detoxification. Nursing Director has 24 hours per day accountability.

There are many variables to consider in establishing safe, efficiently staffed hospital units. Patient care units differ based upon the types of patients cared for on a given unit, and the way in which care is organized and delivered there. Education and

Rapid Response Team	X	X	X
Respiratory Therapy Support	X	X	X
Nutritionist	X		
Rehab Activities (OT, PT, Speech)			
Clinical Pharmacist	X	X	X
Licensed Social Services / Case Management	X		
Spiritual Services	X	X	X
Hospitalist / NP / PA	X	X	X
Intensivist / Neonatologist			
Nursing Student			
Recreation / Milieu Therapist			
Intern / Resident	X	X	X
Other			

experience levels of unit staff, support from nurse educators and nurse managers also factor into unit staffing decisions, as does the unique characteristics and mission of each hospital. It is also important to look at patient outcomes (including fall rates, pressure ulcer rates, and Hospital Compare measures related to heart attack care, heart failure care, pneumonia care and surgical care) in the Performance Measures section of PatientCareLink.

The list of caregivers in these boxes were provided to all hospitals.



PatientCareLink is a joint effort of the [Massachusetts Hospital Association \(MHA\)](#) and the [Organization of Nurse Leaders, MA-RI](#).

[Terms & Conditions](#) | [Sitemap](#)

[About PatientCareLink](#) | [For Patients & Families](#) | [Hospital Data](#) | [Success Stories](#) | [Participant Login](#)

© 2013 PatientCareLink. All rights reserved. Website designed by [Boston Interactive](#)



Glossary of Health Care Terms | Search Keywords...



- About PatientCareLink
- Hospital Data
- Success Stories
- Improving Patient Care
- Workforce
- For Patients & Families

[Home](#) - [Hospital Data](#) - [Staffing Plans & Reports](#) - [2011 Reports](#) - [St. Elizabeth's Medical Center](#) - St. Elizabeth's Medical Center - CCU

Hospital Data

Staffing Plans & Reports

- [2013 Plans](#)
- [2012 Reports](#)
- [2011 Reports](#)
- [2010 Reports](#)
- [2009 Reports](#)
- [2008 Reports](#)
- [2007 Reports](#)
- [2006 Reports](#)
- [FAQ's About Staffing Plans](#)

Performance Measures

St. Elizabeth's Medical Center - CCU

Acute Care
CCU
 Adult Critical Care - Coronary Care
 272 Hospital Licensed Beds

[How to Read and Understand Staffing Plans](#)

Date of Services Budgeted: **FY 2011**

A well-staffed unit is not only defined by the number of caregivers included in the team, but by the carefully chosen members of each team depending upon the needs of each patient and the unit overall.

Average Number of Patients Per Day:	3.90
-------------------------------------	------

Direct Caregivers	Scheduled Hours	Shift Length	Number of Staff						
			Mon	Tues	Wed	Thurs	Fri	Sat	Sun
Day Shift									
RN	7am-3pm	8.00	3.00	3.00	3.00	3.00	3.00	3.00	3.00
Evening Shift									
RN	3pm-11pm	8.00	3.00	3.00	3.00	3.00	3.00	3.00	3.00
Night Shift									
RN	11pm-7am	8.00	3.00	3.00	3.00	3.00	3.00	3.00	3.00

Plan / Budgeted Direct WHPPD (Worked Hours Per Patient Day)	18.40
---	-------

Plan / Budgeted Direct WHPPD (Worked Hours Per Patient Day)	18.40
---	-------

Actual Worked Hours Per Patient Day	18.02
% Difference	-2.07%

Additional Care Team Members			
Click here for Care Team Member definitions			
Skills	Shift Coverage		
	Day	Evening	Night
Unit Nurse Management	X		
Staff Educator	X		
Clinical Nurse Specialist			
Unit Clerical Support	X	X	
1:1 Patient Observer	X	X	X
Admissions Nurse			
Patient Transport Team	X		
IV Therapy Team / Line Access	X		
Monitor Technician			
Rapid Response Team	X	X	X

Additional Unit Information:

Intensive care unit providing care to critically ill cardiac and medical patients. Nursing Director has 24 hours per day accountability.

There are many variables to consider in establishing safe, efficiently staffed hospital units. Patient care units differ based upon the types of patients cared for on a given unit, and the way in which care is organized and delivered there. Education and experience levels of unit staff, support from nurse educators and nurse managers also factor into unit staffing decisions, as does the unique characteristics

Respiratory Therapy Support	X	X	X
Nutritionist	X		
Rehab Activities (OT, PT, Speech)			
Clinical Pharmacist	X	X	X
Licensed Social Services / Case Management	X		
Spiritual Services	X	X	X
Hospitalist / NP / PA	X	X	X
Intensivist / Neonatologist			
Nursing Student			
Recreation / Milieu Therapist			
Intern / Resident	X	X	X
Other			

and mission of each hospital. It is also important to look at patient outcomes (including fall rates, pressure ulcer rates, and Hospital Compare measures related to heart attack care, heart failure care, pneumonia care and surgical care) in the Performance Measures section of PatientCareLink.

The list of caregivers in these boxes were provided to all hospitals.




PatientCareLink is a joint effort of the [Massachusetts Hospital Association \(MHA\)](#) and the [Organization of Nurse Leaders, MA-RI](#).

[Terms & Conditions](#) | [Sitemap](#)

[About PatientCareLink](#) | [For Patients & Families](#) | [Hospital Data](#) | [Success Stories](#) | [Participant Login](#)

© 2013 PatientCareLink. All rights reserved. Website designed by [Boston Interactive](#)





Glossary of Health Care Terms | Search Keywords...



- About PatientCareLink
- Hospital Data
- Success Stories
- Improving Patient Care
- Workforce
- For Patients & Families

Home » [Hospital Data](#) » [Staffing Plans & Reports](#) » [2010 Reports](#) » [St. Elizabeth's Medical Center](#) » St. Elizabeth's Medical Center - M6

Hospital Data

Staffing Plans & Reports

- [2013 Plans](#)
- [2012 Reports](#)
- [2011 Reports](#)
- [2010 Reports](#)
- [2009 Reports](#)
- [2008 Reports](#)
- [2007 Reports](#)
- [2006 Reports](#)
- [FAQs About Staffing Plans](#)

Performance Measures

St. Elizabeth's Medical Center - M6

Acute Care
M6
 Adult Medical
 317 Hospital Licensed Beds

Date of Services Reported: FY 2010

Average Number of Patients Per Day:	18.43
-------------------------------------	-------

Direct Caregivers	Scheduled Hours	Shift Length	Number of Staff						
			Mon	Tues	Wed	Thurs	Fri	Sat	Sun
Day Shift									
RN	7am-3pm	8.00	5.00	5.00	5.00	5.00	5.00	4.00	4.00
Unlicensed Assistive Personnel	7am-3pm	8.00	3.00	3.00	3.00	3.00	3.00	3.00	2.00
Evening Shift									
RN	3pm-11pm	8.00	4.00	4.00	4.00	4.00	4.00	4.00	4.00
Unlicensed Assistive Personnel	3pm-11pm	8.00	2.00	2.00	2.00	2.00	2.00	2.00	2.00
Night Shift									
RN	11pm-7am	8.00	3.00	3.00	3.00	3.00	3.00	3.00	3.00
Unlicensed Assistive Personnel	11pm-7am	8.00	2.00	2.00	2.00	2.00	2.00	2.00	2.00

Plan / Budgeted Direct WHPPD (Worked Hours Per Patient Day)	8.04
Actual Worked Hours Per Patient Day	8.33
% Difference	3.61%

Additional Care Team Members			
Skills	Shift Coverage		
	Day	Evening	Night
Unit Nurse Management	X		
Staff Educator			
Clinical Nurse Specialist			
Unit Clerical Support	X	X	
1:1 Patient Observer	X	X	X
Admissions Nurse			
Patient Transport Team	X	X	
IV Therapy Team / Line Access	X		
Monitor Technician			
Rapid Response Team	X	X	X
Respiratory Therapy Support	X	X	X
Nutritionist	X		
Rehab Activities (OT, PT, Speech)			

Additional Unit Information:

General medical unit including those patients requiring pulmonary specialty.

Other Team Members:

Patient Care Director has 24/7 responsibility for the unit.

Clinical Pharmacist	X	X	X
Licensed Social Services / Case Management			
Spiritual Services	X		
Hospitalist / NP / PA			
Intensivist / Neonatologist			
Nursing Student			
Recreation / Milieu Therapist			
Intern / Resident	X	X	X
Other			

The list of caregivers in these boxes were provided to all hospitals.



PatientCareLink is a joint effort of the [Massachusetts Hospital Association \(MHA\)](#) and the [Organization of Nurse Leaders, MA-RJ](#).

[Terms & Conditions](#) | [Sitemap](#)

[About PatientCareLink](#) | [For Patients & Families](#) | [Hospital Data](#) | [Success Stories](#) | [Participant Login](#)

© 2013 PatientCareLink. All rights reserved. Website designed by [Boston Interactive](#)



Glossary of Health Care Terms | Search Keywords...



- About PatientCareLink
- Hospital Data
- Success Stories
- Improving Patient Care
- Workforce
- For Patients & Families

Home - Hospital Data -> Staffing Plans & Reports -> 2010 Reports -> St. Elizabeth's Medical Center -> St. Elizabeth's Medical Center - M6 Step-Down

Hospital Data

Staffing Plans & Reports

[2013 Plans](#)

[2012 Reports](#)

[2011 Reports](#)

[2010 Reports](#)

[2009 Reports](#)

[2008 Reports](#)

[2007 Reports](#)

[2006 Reports](#)

[FAQ's About Staffing Plans](#)

Performance Measures

St. Elizabeth's Medical Center - M6 Step-Down

Acute Care
[M6 Step-Down](#)
 Adult Step-Down - Medical
 317 Hospital Licensed Beds

Date of Services Reported: FY 2010

Average Number of Patients Per Day:	4.15
-------------------------------------	------

Direct Caregivers	Scheduled Hours	Shift Length	Number of Staff						
			Mon	Tues	Wed	Thurs	Fri	Sat	Sun
Day Shift									
RN	7am-3pm	8.00	2.50	2.50	2.50	2.50	2.50	2.50	2.50
Evening Shift									
RN	3pm-11pm	8.00	2.00	2.00	2.00	2.00	2.00	2.00	2.00
Night Shift									
RN	11pm-7am	8.00	2.00	2.00	2.00	2.00	2.00	2.00	2.00

Plan / Budgeted Direct WHPPD (Worked Hours Per Patient Day)	12.51
Actual Worked Hours Per Patient Day	12.45
% Difference	-0.48%

Additional Care Team Members			
Click here for Care Team Member definitions			
Skills	Shift Coverage		
	Day	Evening	Night
Unit Nurse Management	X		
Staff Educator			
Clinical Nurse Specialist			
Unit Clerical Support	X	X	
1:1 Patient Observer	X	X	X
Admissions Nurse			
Patient Transport Team	X	X	
IV Therapy Team / Line Access	X		
Monitor Technician			
Rapid Response Team	X	X	X
Respiratory Therapy Support	X	X	X
Nutritionist	X		
Rehab Activities (OT, PT, Speech)			
Clinical Pharmacist	X	X	X
Licensed Social Services / Case Management			
Spiritual Services	X		

Additional Unit Information:

A five bed step-down unit for medically complex pulmonary patients.

Other Team Members:

Patient care director has 24/7 responsibility for the unit.

Hospitalist / NP / PA			
Intensivist / Neonatologist			
Nursing Student			
Recreation / Milieu Therapist			
Intern / Resident	X	X	X
Other			

The list of caregivers in these boxes were provided to all hospitals.



PatientCareLink is a joint effort of the [Massachusetts Hospital Association \(MHA\)](#) and the [Organization of Nurse Leaders, MA-RI](#).

[Terms & Conditions](#) | [Sitemap](#)

[About PatientCareLink](#) | [For Patients & Families](#) | [Hospital Data](#) | [Success Stories](#) | [Participant Login](#)

© 2013 PatientCareLink. All rights reserved. Website designed by [Boston Interactive](#)



[Glossary of Health Care Terms](#) | [Search Keywords...](#)



- About PatientCareLink
- Hospital Data
- Success Stories
- Improving Patient Care
- Workforce
- For Patients & Families

[Home](#) » [Hospital Data](#) » [Staffing Plans & Reports](#) » [2010 Reports](#) » [St. Elizabeth's Medical Center](#) » St. Elizabeth's Medical Center - M7

Hospital Data

Staffing Plans & Reports

[2013 Plans](#)

[2012 Reports](#)

[2011 Reports](#)

[2010 Reports](#)

[2009 Reports](#)

[2008 Reports](#)

[2007 Reports](#)

[2006 Reports](#)

[FAQ's About Staffing Plans](#)

Performance Measures

St. Elizabeth's Medical Center - M7

Acute Care

[M7](#)

Adult Medical - Oncology

317 Hospital Licensed Beds

Date of Services Reported: FY 2010

Average Number of Patients Per Day:	19.65
-------------------------------------	-------

Direct Caregivers	Scheduled Hours	Shift Length	Number of Staff							
			Mon	Tues	Wed	Thurs	Fri	Sat	Sun	
Day Shift										
RN	7am-3pm	8.00	5.00	5.00	5.00	5.00	5.00	5.00	5.00	5.00
Unlicensed Assistive Personnel	7am-3pm	8.00	2.50	2.50	2.50	2.50	2.50	2.50	2.00	2.00
Evening Shift										
RN	3pm-11pm	8.00	5.00	5.00	5.00	5.00	4.00	4.00	4.00	4.00
Unlicensed Assistive Personnel	3pm-11pm	8.00	2.00	2.00	2.00	2.00	2.00	2.00	2.00	2.00
Night Shift										
RN	11pm-7am	8.00	3.00	3.00	3.00	3.00	3.00	3.00	3.00	3.00
Unlicensed Assistive Personnel	11pm-7am	8.00	2.00	2.00	2.00	2.00	2.00	2.00	2.00	2.00

Plan / Budgeted Direct WHPPD (Worked Hours Per Patient Day)	7.69
Actual Worked Hours Per Patient Day	8.40
% Difference	9.23%
Click here for more information	

Additional Care Team Members			
Click here for Care Team Member definitions			
Skills	Shift Coverage		
	Day	Evening	Night
Unit Nurse Management	X		
Staff Educator			
Clinical Nurse Specialist			
Unit Clerical Support	X	X	
1:1 Patient Observer	X	X	X
Admissions Nurse			
Patient Transport Team	X	X	
IV Therapy Team / Line Access	X		
Monitor Technician			
Rapid Response Team	X	X	X
Respiratory Therapy Support	X	X	X
Nutritionist	X		

Additional Unit Information:

Medical unit with hematology/oncology focus, general medical and short stay procedures. Short stay patients include liver biopsies arteriograms and recovery from conscious sedation.

Other Team Members:

Patient Care Director has 24/7 responsibility for the unit.

Rehab Activities (OT, PT, Speech)			
Clinical Pharmacist	X	X	X
Licensed Social Services / Case Management			
Spiritual Services	X		
Hospitalist / NP / PA			
Intensivist / Neonatologist			
Nursing Student			
Recreation / Milieu Therapist			
Intern / Resident	X	X	X
Other			

The list of caregivers in these boxes were provided to all hospitals.



PatientCareLink is a joint effort of the [Massachusetts Hospital Association \(MHA\)](#) and the [Organization of Nurse Leaders, MA-RI](#).

[Terms & Conditions](#) | [Sitemap](#)

[About PatientCareLink](#) | [For Patients & Families](#) | [Hospital Data](#) | [Success Stories](#) | [Participant Login](#)

© 2013 PatientCareLink. All rights reserved. Website designed by [Boston Interactive](#)



Glossary of Health Care Terms | Search Keywords...



- About PatientCareLink
- Hospital Data
- Success Stories
- Improving Patient Care
- Workforce
- For Patients & Families

Home » Hospital Data » Staffing Plans & Reports » 2010 Reports » St. Elizabeth's Medical Center » St. Elizabeth's Medical Center - NICU

Hospital Data

Staffing Plans & Reports

[2013 Plans](#)

[2012 Reports](#)

[2011 Reports](#)

[2010 Reports](#)

[2009 Reports](#)

[2008 Reports](#)

[2007 Reports](#)

[2006 Reports](#)

[FAQs About Staffing Plans](#)

Performance Measures

St. Elizabeth's Medical Center - NICU

Acute Care
 NICU
 Neonate Level III/IV Critical Care
 317 Hospital Licensed Beds

Date of Services Reported: FY 2010

Average Number of Patients Per Day:	8.77
-------------------------------------	------

Direct Caregivers	Scheduled Hours	Shift Length	Number of Staff						
			Mon	Tues	Wed	Thurs	Fri	Sat	Sun
Day Shift									
RN	7am-3pm	8.00	4.50	5.00	5.00	5.00	4.50	4.50	4.50
Evening Shift									
RN	3pm-11pm	8.00	4.50	4.50	4.50	4.50	4.50	4.50	4.50
Night Shift									
RN	11pm-7am	8.00	4.50	4.50	4.50	4.50	4.50	4.50	4.50

Plan / Budgeted Direct WHPPD (Worked Hours Per Patient Day)	12.47
Actual Worked Hours Per Patient Day	12.34
% Difference	-1.04%

Additional Care Team Members			
Skills	Shift Coverage		
	Day	Evening	Night
Unit Nurse Management	X		
Staff Educator	X		
Clinical Nurse Specialist			
Unit Clerical Support	X	X	
1:1 Patient Observer			
Admissions Nurse			
Patient Transport Team	X	X	
IV Therapy Team / Line Access	X		
Monitor Technician			
Rapid Response Team			
Respiratory Therapy Support	X	X	X
Nutritionist	X		
Rehab Activities (OT, PT, Speech)	X		
Clinical Pharmacist	X	X	X
Licensed Social Services / Case Management			
Spiritual Services	X	X	X

Additional Unit Information:
 Level III intensive care nursery.

Other Team Members:
 Patient Care Director has 24/7 responsibility for the unit.

Hospitalist / NP / PA			
Intensivist / Neonatologist	X	X	X
Nursing Student			
Recreation / Milieu Therapist			
Intern / Resident	X	X	X
Other			

The list of caregivers in these boxes were provided to all hospitals.



PatientCareLink is a joint effort of the [Massachusetts Hospital Association \(MHA\)](#) and the [Organization of Nurse Leaders, MA-RI](#).

[Terms & Conditions](#) | [Sitemap](#)

[About PatientCareLink](#) | [For Patients & Families](#) | [Hospital Data](#) | [Success Stories](#) | [Participant Login](#)

© 2013 PatientCareLink. All rights reserved. Website designed by [Boston Interactive](#)



Glossary of Health Care Terms | Search Keywords...



- About PatientCareLink
- Hospital Data
- Success Stories
- Improving Patient Care
- Workforce
- For Patients & Families

Home - Hospital Data - Staffing Plans & Reports - 2010 Reports - St. Elizabeth's Medical Center - St. Elizabeth's Medical Center - RICU

Hospital Data

Staffing Plans & Reports

- [2013 Plans](#)
- [2012 Reports](#)
- [2011 Reports](#)
- [2010 Reports](#)
- [2009 Reports](#)
- [2008 Reports](#)
- [2007 Reports](#)
- [2006 Reports](#)
- [FAQ's About Staffing Plans](#)

Performance Measures

St. Elizabeth's Medical Center - RICU

Acute Care
[RICU](#)
 Adult Critical Care - Pulmonary
 317 Hospital Licensed Beds

Date of Services Reported: FY 2010

Average Number of Patients Per Day:	5.80
-------------------------------------	------

Direct Caregivers	Scheduled Hours	Shift Length	Number of Staff						
			Mon	Tues	Wed	Thurs	Fri	Sat	Sun
Day Shift									
RN	7am-3pm	8.00	5.00	5.00	5.00	5.00	5.00	4.50	4.50
Evening Shift									
RN	3pm-11pm	8.00	4.50	4.50	4.50	4.50	4.50	4.50	4.50
Night Shift									
RN	11pm-7am	8.00	4.00	4.00	4.00	4.00	4.00	4.00	4.00

Plan / Budgeted Direct WHPPD (Worked Hours Per Patient Day)	18.37
Actual Worked Hours Per Patient Day	19.79
% Difference	7.73%
Click here for more information	

Additional Care Team Members			
Click here for Care Team Member definitions			
Skills	Shift Coverage		
	Day	Evening	Night
Unit Nurse Management	X		
Staff Educator			
Clinical Nurse Specialist			
Unit Clerical Support	X	X	
1:1 Patient Observer	X	X	X
Admissions Nurse			
Patient Transport Team	X	X	
IV Therapy Team / Line Access	X		
Monitor Technician			
Rapid Response Team	X	X	X
Respiratory Therapy Support	X	X	X
Nutritionist	X		
Rehab Activities (OT, PT, Speech)			
Clinical Pharmacist	X	X	X
Licensed Social Services / Case Management			

Additional Unit Information:

Medical intensive care unit dedicated to the care of the acutely ill medical respiratory patients.

Other Team Members:

Patient Care Director has 24/7 responsibility for the unit.

Spiritual Services	X		
Hospitalist / NP / PA			
Intensivist / Neonatologist			
Nursing Student			
Recreation / Milieu Therapist			
Intern / Resident	X	X	X
Other			

The list of caregivers in these boxes were provided to all hospitals.



PatientCareLink is a joint effort of the [Massachusetts Hospital Association \(MHA\)](#) and the [Organization of Nurse Leaders, MA-RI](#).

[Terms & Conditions](#) | [Sitemap](#)

[About PatientCareLink](#) | [For Patients & Families](#) | [Hospital Data](#) | [Success Stories](#) | [Participant Login](#)

© 2013 PatientCareLink. All rights reserved. Website designed by [Boston Interactive](#)



Glossary of Health Care Terms | Search Keywords...



- About PatientCareLink
- Hospital Data
- Success Stories
- Improving Patient Care
- Workforce
- For Patients & Families

Home -> Hospital Data -> Staffing Plans & Reports -> 2010 Reports -> St. Elizabeth's Medical Center -> St. Elizabeth's Medical Center - Seton 5 West

Hospital Data

Staffing Plans & Reports

[2013 Plans](#)

[2012 Reports](#)

[2011 Reports](#)

[2010 Reports](#)

[2009 Reports](#)

[2008 Reports](#)

[2007 Reports](#)

[2006 Reports](#)

[FAQs About Staffing Plans](#)

Performance Measures

St. Elizabeth's Medical Center - Seton 5 West

Acute Care
[Seton 5 West](#)
 Behavioral Health - Adult
 317 Hospital Licensed Beds

Date of Services Reported: FY 2010

Average Number of Patients Per Day:	24.97
-------------------------------------	-------

Direct Caregivers	Scheduled Hours	Shift Length	Number of Staff						
			Mon	Tues	Wed	Thurs	Fri	Sat	Sun
Day Shift									
RN	7am-3pm	8.00	4.00	4.00	4.00	4.00	4.00	4.00	4.00
Other	7am-3pm	8.00	0.63	0.63	0.63	0.63	0.63	0.63	0.63
Mental Health Counselor	7am-3pm	8.00	4.00	4.00	4.00	4.00	4.00	4.00	4.00
Evening Shift									
RN	3pm-11pm	8.00	4.00	4.00	4.00	4.00	4.00	4.00	4.00
Mental Health Counselor	3pm-11pm	8.00	4.00	4.00	4.00	4.00	4.00	4.00	4.00
Night Shift									
RN	11pm-7am	8.00	3.00	3.00	3.00	3.00	3.00	3.00	3.00
Mental Health Counselor	11pm-7am	8.00	3.00	3.00	3.00	3.00	3.00	3.00	3.00

Plan / Budgeted Direct WHPPD (Worked Hours Per Patient Day)	7.17
Actual Worked Hours Per Patient Day	6.96
% Difference	-2.93%

Additional Care Team Members			
Skills	Shift Coverage		
	Day	Evening	Night
Unit Nurse Management	X		
Staff Educator			
Clinical Nurse Specialist			
Unit Clerical Support	X	X	
1:1 Patient Observer	X	X	X
Admissions Nurse			
Patient Transport Team	X	X	
IV Therapy Team / Line Access	X		
Monitor Technician			
Rapid Response Team	X	X	X
Respiratory Therapy Support	X	X	X
Nutritionist	X		

Additional Unit Information:

Secured patient care unit for voluntary and involuntary psychiatric admissions. Provides progressive care and therapeutic milieu until discharge.

Other Team Members:

Patient Care Director has 24/7 responsibility for the unit.

Rehab Activities (OT, PT, Speech)	X		
Clinical Pharmacist	X	X	X
Licensed Social Services / Case Management	X		
Spiritual Services	X		
Hospitalist / HP / PA			
Intensivist / Neonatologist			
Nursing Student			
Recreation / Milieu Therapist			
Intern / Resident	X	X	X
Other			

The list of caregivers in these boxes were provided to all hospitals.



PatientCareLink is a joint effort of the [Massachusetts Hospital Association \(MHA\)](#) and the [Organization of Nurse Leaders, MA-RI](#).

[Terms & Conditions](#) | [Sitemap](#)

[About PatientCareLink](#) | [For Patients & Families](#) | [Hospital Data](#) | [Success Stories](#) | [Participant Login](#)

© 2013 PatientCareLink. All rights reserved. Website designed by [Boston Interactive](#)



Glossary of Health Care Terms | Search Keywords...



- About PatientCareLink
- Hospital Data
- Success Stories
- Improving Patient Care
- Workforce
- For Patients & Families

[Home](#) - [Hospital Data](#) - [Staffing Plans & Reports](#) - [2010 Reports](#) - [St. Elizabeth's Medical Center](#) - St. Elizabeth's Medical Center - Seton 6 West

Hospital Data

Staffing Plans & Reports

[2013 Plans](#)

[2012 Reports](#)

[2011 Reports](#)

[2010 Reports](#)

[2009 Reports](#)

[2008 Reports](#)

[2007 Reports](#)

[2006 Reports](#)

[FAQ's About Staffing Plans](#)

Performance Measures

St. Elizabeth's Medical Center - Seton 6 West

Acute Care
[Seton 6 West](#)
 Adult Medical - Cardiac
 317 Hospital Licensed Beds

Date of Services Reported: FY 2010

Average Number of Patients Per Day:	17.05
-------------------------------------	-------

Direct Caregivers	Scheduled Hours	Shift Length	Number of Staff						
			Mon	Tues	Wed	Thurs	Fri	Sat	Sun
Day Shift									
RN	7am-3pm	8.00	5.00	5.00	5.00	5.00	5.00	5.00	5.00
Unticensored Assistive Personnel	7am-3pm	8.00	2.00	2.00	2.00	2.00	2.00	2.00	2.00
Evening Shift									
RN	3pm-11pm	8.00	4.00	4.00	4.00	4.00	4.00	4.00	4.00
Unticensored Assistive Personnel	3pm-11pm	8.00	2.00	2.00	2.00	2.00	2.00	2.00	2.00
Night Shift									
RN	11pm-7am	8.00	3.00	3.00	3.00	3.00	3.00	3.00	3.00
Unticensored Assistive Personnel	11pm-7am	8.00	1.00	1.00	1.00	1.00	1.00	1.00	1.00

Plan / Budgeted Direct WHPPD (Worked Hours Per Patient Day)	7.96
Actual Worked Hours Per Patient Day	8.96
% Difference	12.56%
Click here for more information	

Additional Care Team Members			
Skills	Shift Coverage		
	Day	Evening	Night
Unit Nurse Management	X		
Staff Educator			
Clinical Nurse Specialist			
Unit Clerical Support	X	X	
1:1 Patient Observer	X	X	X
Admissions Nurse			
Patient Transport Team	X	X	
IV Therapy Team / Line Access	X		
Monitor Technician			
Rapid Response Team	X	X	X
Respiratory Therapy Support	X	X	X
Nutritionist	X		

Additional Unit Information:
 Medical telemetry unit with cardiology focus. Includes peritoneal dialysis patients, angioplasty and post-catheterization patients.

Other Team Members:
 Patient Care Director has 24/7 responsibility for the unit.

Rehab Activities (OT, PT, Speech)			
Clinical Pharmacist	X	X	X
Licensed Social Services / Case Management			
Spiritual Services	X		
Hospitalist / NP / PA			
Intensivist / Neonatologist			
Nursing Student			
Recreation / Milieu Therapist			
Intern / Resident	X	X	X
Other			

The list of caregivers in these boxes were provided to all hospitals.



PatientCareLink is a joint effort of the [Massachusetts Hospital Association \(MHA\)](#) and the [Organization of Nurse Leaders, MA-RI](#).

[Terms & Conditions](#) | [Sitemap](#)

[About PatientCareLink](#) | [For Patients & Families](#) | [Hospital Data](#) | [Success Stories](#) | [Participant Login](#)

© 2013 PatientCareLink. All rights reserved. Website designed by [Boston Interactive](#)



Glossary of Health Care Terms | Search Keywords...



- About PatientCareLink
- Hospital Data
- Success Stories
- Improving Patient Care
- Workforce
- For Patients & Families

[Home](#) » [Hospital Data](#) » [Staffing Plans & Reports](#) » [2010 Reports](#) » [St. Elizabeth's Medical Center](#) » St. Elizabeth's Medical Center - Seton 6 West Step Down

Hospital Data

Staffing Plans & Reports

- [2013 Plans](#)
- [2012 Reports](#)
- [2011 Reports](#)
- [2010 Reports](#)
- [2009 Reports](#)
- [2008 Reports](#)
- [2007 Reports](#)
- [2006 Reports](#)
- [FAQ's About Staffing Plans](#)

Performance Measures

St. Elizabeth's Medical Center - Seton 6 West Step Down

Acute Care
[Seton 6 West Step Down](#)
 Adult Step-Down - Cardiac
 317 Hospital Licensed Beds

Date of Services Reported: FY 2010

Average Number of Patients Per Day:	6.40
-------------------------------------	------

Direct Caregivers	Scheduled Hours	Shift Length	Number of Staff							
			Mon	Tues	Wed	Thurs	Fri	Sat	Sun	
Day Shift										
RN	7am-3pm	8.00	3.00	3.00	3.00	3.00	3.00	3.00	3.00	3.00
Unlicensed Assistive Personnel	7am-3pm	8.00	1.00	1.00	1.00	1.00	1.00	1.00	1.00	1.00
Evening Shift										
RN	3pm-11pm	8.00	3.00	3.00	3.00	3.00	3.00	3.00	3.00	3.00
Unlicensed Assistive Personnel	3pm-11pm	8.00	1.00	1.00	1.00	1.00	1.00	1.00	1.00	1.00
Night Shift										
RN	11pm-7am	8.00	2.00	2.00	2.00	2.00	2.00	2.00	2.00	2.00

Plan / Budgeted Direct WHPPD (Worked Hours Per Patient Day)	12.47
Actual Worked Hours Per Patient Day	10.10
% Difference	-19.01%
Click here for more information	

Additional Care Team Members			
Click here for Care Team Member definitions			
Skills	Shift Coverage		
	Day	Evening	Night
Unit Nurse Management	X		
Staff Educator			
Clinical Nurse Specialist			
Unit Clerical Support	X	X	
1:1 Patient Observer	X	X	X
Admissions Nurse			
Patient Transport Team			
IV Therapy Team / Line Access	X	X	
Monitor Technician			
Rapid Response Team	X	X	X
Respiratory Therapy Support	X	X	X
Nutritionist	X		
Rehab Activities (OT, PT, Speech)			

Additional Unit Information:

A ten bed step-down unit with telemetry. Patients include myocardial infarction, rule out myocardial infarction on nitroglycerine and heparin, and interventional cardiology procedures.

Other Team Members:

Patient Care Director has 24/7 responsibility for the unit.

Clinical Pharmacist	X	X	X
Licensed Social Services / Case Management			
Spiritual Services	X		
Hospitalist / NP / PA			
Intensivist / Neonatologist			
Nursing Student			
Recreation / Milieu Therapist			
Intern / Resident	X	X	X
Other			

The list of caregivers in these boxes were provided to all hospitals.



PatientCareLink is a joint effort of the [Massachusetts Hospital Association \(MHA\)](#) and the [Organization of Nurse Leaders, MA-RI](#).

[Terms & Conditions](#) | [Sitemap](#)

[About PatientCareLink](#) | [For Patients & Families](#) | [Hospital Data](#) | [Success Stories](#) | [Participant Login](#)

© 2013 PatientCareLink. All rights reserved. Website designed by [Boston Interactive](#)



[Glossary of Health Care Terms](#) | [Search Keywords...](#)



- About PatientCareLink
- Hospital Data
- Success Stories
- Improving Patient Care
- Workforce
- For Patients & Families

[Home](#) - [Hospital Data](#) - [Staffing Plans & Reports](#) - [2010 Reports](#) - [St. Elizabeth's Medical Center](#) - St. Elizabeth's Medical Center - Seton 7 East

Hospital Data

Staffing Plans & Reports

- [2013 Plans](#)
- [2012 Reports](#)
- [2011 Reports](#)
- [2010 Reports](#)
- [2009 Reports](#)
- [2008 Reports](#)
- [2007 Reports](#)
- [2006 Reports](#)
- [FAQ's About Staffing Plans](#)

Performance Measures

St. Elizabeth's Medical Center - Seton 7 East

Acute Care
Seton 7 East
 Adult Medical / Surgical Combined
 317 Hospital Licensed Beds

Date of Services Reported: FY 2010

Average Number of Patients Per Day:	19.65
-------------------------------------	-------

Direct Caregivers	Scheduled Hours	Shift Length	Number of Staff						
			Mon	Tues	Wed	Thurs	Fri	Sat	Sun
Day Shift									
RN	7am-3pm	8.00	5.50	5.50	5.50	5.50	5.50	5.00	5.00
Unlicensed Assistive Personnel	7am-3pm	8.00	2.00	2.00	2.00	2.00	2.00	2.00	2.00
Evening Shift									
RN	3pm-11pm	8.00	4.50	4.50	4.50	4.50	4.50	4.00	4.00
Unlicensed Assistive Personnel	3pm-11pm	8.00	2.00	2.00	2.00	2.00	2.00	2.00	2.00
Night Shift									
RN	11pm-7am	8.00	3.00	3.00	3.00	3.00	3.00	3.00	3.00
Unlicensed Assistive Personnel	11pm-7am	8.00	2.00	2.00	2.00	2.00	2.00	2.00	2.00

Plan / Budgeted Direct WHPPD (Worked Hours Per Patient Day)	7.60
Actual Worked Hours Per Patient Day	8.13
% Difference	6.97%
Click here for more information	

Additional Care Team Members			
Skills	Shift Coverage		
	Day	Evening	Night
Unit Nurse Management	X		
Staff Educator			
Clinical Nurse Specialist			
Unit Clerical Support	X	X	
1:1 Patient Observer	X	X	
Admissions Nurse			
Patient Transport Team	X	X	
IV Therapy Team / Line Access	X		
Monitor Technician			
Rapid Response Team	X	X	X
Respiratory Therapy Support	X	X	X
Nutritionist	X		

Additional Unit Information:
 Surgical unit caring for orthopedic, cardiothoracic and general surgical patients.

Other Team Members:
 Patient Care Director has 24/7 responsibility for the unit.

Rehab Activities (OT, PT, Speech)			
Clinical Pharmacist	X	X	X
Licensed Social Services / Case Management			
Spiritual Services	X		
Hospitalist / NP / PA			
Intensivist / Neonatologist			
Nursing Student			
Recreation / Milieu Therapist			
Intern / Resident	X	X	X
Other			

The list of caregivers in these boxes were provided to all hospitals.



PatientCareLink is a joint effort of the [Massachusetts Hospital Association \(MHA\)](#) and the [Organization of Nurse Leaders, MA-RI](#).

[Terms & Conditions](#) | [Sitemap](#)

[About PatientCareLink](#) | [For Patients & Families](#) | [Hospital Data](#) | [Success Stories](#) | [Participant Login](#)

© 2013 PatientCareLink. All rights reserved. Website designed by [Boston Interactive](#)



Glossary of Health Care Terms | Search Keywords...



- About PatientCareLink
- Hospital Data
- Success Stories
- Improving Patient Care
- Workforce
- For Patients & Families

Home - Hospital Data » Staffing Plans & Reports » 2010 Reports » St. Elizabeth's Medical Center » St. Elizabeth's Medical Center - Seton 7 East Step-Down

Hospital Data

Staffing Plans & Reports

[2013 Plans](#)

[2012 Reports](#)

[2011 Reports](#)

[2010 Reports](#)

[2009 Reports](#)

[2008 Reports](#)

[2007 Reports](#)

[2006 Reports](#)

[FAQ's About Staffing Plans](#)

Performance Measures

St. Elizabeth's Medical Center - Seton 7 East Step-Down

Acute Care
[Seton 7 East Step-Down](#)
 Adult Step-Down - Surgical
 317 Hospital Licensed Beds

Date of Services Reported: FY 2010

Average Number of Patients Per Day:	2.42
-------------------------------------	------

Direct Caregivers	Scheduled Hours	Shift Length	Number of Staff						
			Mon	Tues	Wed	Thurs	Fri	Sat	Sun
Day Shift									
RN	7am-3pm	8.00	1.50	2.00	2.00	2.00	2.00	2.00	2.00
Evening Shift									
RN	3pm-11pm	8.00	1.00	2.00	2.00	2.00	1.00	1.00	1.00
Night Shift									
RN	11pm-7am	8.00	1.00	1.00	1.00	1.00	1.00	1.00	1.00

Plan / Budgeted Direct WHPPD (Worked Hours Per Patient Day)	14.37
Actual Worked Hours Per Patient Day	13.04
% Difference	-9.26%
Click here for more information	

Additional Care Team Members			
Click here for Care Team Member definitions			
Skills	Shift Coverage		
	Day	Evening	Night
Unit Nurse Management	X		
Staff Educator			
Clinical Nurse Specialist			
Unit Clerical Support	X	X	
1:1 Patient Observer	X	X	X
Admissions Nurse			
Patient Transport Team	X	X	
IV Therapy Team / Line Access	X		
Monitor Technician			
Rapid Response Team	X	X	X
Respiratory Therapy Support	X	X	X
Nutritionist	X		
Rehab Activities (OT, PT, Speech)			
Clinical Pharmacist	X	X	X
Licensed Social Services / Case Management			

Additional Unit Information:

A four bed step-down unit dedicated to the monitoring of cardiothoracic surgical patients.

Other Team Members:

Patient Care Director has 24/7 responsibility for the unit.

Spiritual Services	X		
Hospitalist / NP / PA			
Intensivist / Neonatologist			
Nursing Student			
Recreation / Milieu Therapist			
Intern / Resident	X	X	X
Other			

The list of caregivers in these boxes were provided to all hospitals.



PatientCareLink is a joint effort of the [Massachusetts Hospital Association \(MHA\)](#) and the [Organization of Nurse Leaders, MA-RI](#).

[Terms & Conditions](#) | [Sitemap](#)

[About PatientCareLink](#) | [For Patients & Families](#) | [Hospital Data](#) | [Success Stories](#) | [Participant Login](#)

© 2013 PatientCareLink. All rights reserved. Website designed by [Boston Interactive](#)



Glossary of Health Care Terms | Search Keywords...



- About PatientCareLink
- Hospital Data
- Success Stories
- Improving Patient Care
- Workforce
- For Patients & Families

[Home](#) » [Hospital Data](#) » [Staffing Plans & Reports](#) » [2010 Reports](#) » [St. Elizabeth's Medical Center](#) » St. Elizabeth's Medical Center - Seton 7 West

Hospital Data

Staffing Plans & Reports

[2013 Plans](#)

[2012 Reports](#)

[2011 Reports](#)

[2010 Reports](#)

[2009 Reports](#)

[2008 Reports](#)

[2007 Reports](#)

[2006 Reports](#)

[FAQ's About Staffing Plans](#)

Performance Measures

St. Elizabeth's Medical Center - Seton 7 West

Acute Care
[Seton 7 West](#)
 Behavioral Health - Adult - Geriatrics
 317 Hospital Licensed Beds

Date of Services Reported: FY 2010

Average Number of Patients Per Day:	11.51
-------------------------------------	-------

Direct Caregivers	Scheduled Hours	Shift Length	Number of Staff						
			Mon	Tues	Wed	Thurs	Fri	Sat	Sun
Day Shift									
RN	7am-3pm	8.00	2.00	2.00	2.00	2.00	2.00	2.00	2.00
Unlicensed Assistive Personnel	7am-3pm	8.00	2.00	2.00	2.00	2.00	2.00	2.00	2.00
Evening Shift									
RN	3pm-11pm	8.00	2.00	2.00	2.00	2.00	2.00	2.00	2.00
Unlicensed Assistive Personnel	3pm-11pm	8.00	2.00	2.00	2.00	2.00	2.00	2.00	2.00
Night Shift									
RN	11pm-7am	8.00	2.00	2.00	2.00	2.00	2.00	2.00	2.00
Unlicensed Assistive Personnel	11pm-7am	8.00	2.00	2.00	2.00	2.00	2.00	2.00	2.00

Plan / Budgeted Direct WHPPD (Worked Hours Per Patient Day)	8.32
Actual Worked Hours Per Patient Day	10.71
% Difference	28.73%
Click here for more information	

Additional Care Team Members			
Click here for Care Team Member definitions			
Skills	Shift Coverage		
	Day	Evening	Night
Unit Nurse Management	X		
Staff Educator			
Clinical Nurse Specialist			
Unit Clerical Support	X	X	
1:1 Patient Observer	X	X	X
Admissions Nurse			
Patient Transport Team	X	X	
IV Therapy Team / Line Access	X		
Monitor Technician			
Rapid Response Team	X	X	X
Respiratory Therapy Support	X	X	X
Nutritionist	X		

Additional Unit Information:

This unit was opened in October 2009. It is dedicated to the care of the geriatric psychiatry patient.

Other Team Members:

Patient Care Director has 24/7 responsibility for the unit.

Rehab Activities (OT, PT, Speech)	X		
Clinical Pharmacist			
Licensed Social Services / Case Management	X		
Spiritual Services	X	X	X
Hospitalist / NP / PA			
Intensivist / Neonatologist			
Nursing Student			
Recreation / Milieu Therapist	X		
Intern / Resident	X	X	X
Other			

The list of caregivers in these boxes were provided to all hospitals.



PatientCareLink is a joint effort of the [Massachusetts Hospital Association \(MHA\)](#) and the [Organization of Nurse Leaders, MA-RI](#).

[Terms & Conditions](#) | [Sitemap](#)

[About PatientCareLink](#) | [For Patients & Families](#) | [Hospital Data](#) | [Success Stories](#) | [Participant Login](#)

© 2013 PatientCareLink. All rights reserved. Website designed by [Boston Interactive](#)



Glossary of Health Care Terms | Search Keywords...



- About PatientCareLink
- Hospital Data
- Success Stories
- Improving Patient Care
- Workforce
- For Patients & Families

Home » Hospital Data » Staffing Plans & Reports » 2010 Reports » St. Elizabeth's Medical Center » St. Elizabeth's Medical Center - SICU

Hospital Data

Staffing Plans & Reports

- [2013 Plans](#)
- [2012 Reports](#)
- [2011 Reports](#)
- [2010 Reports](#)
- [2009 Reports](#)
- [2008 Reports](#)
- [2007 Reports](#)
- [2006 Reports](#)
- [FAQ's About Staffing Plans](#)

Performance Measures

St. Elizabeth's Medical Center - SICU

Acute Care
[SICU](#)
 Adult Critical Care - Surgical
 317 Hospital Licensed Beds

Date of Services Reported: FY 2010

Average Number of Patients Per Day:	5.50
-------------------------------------	------

Direct Caregivers	Scheduled Hours	Shift Length	Number of Staff						
			Mon	Tues	Wed	Thurs	Fri	Sat	Sun
Day Shift									
RN	7am-3pm	8.00	4.50	4.50	4.50	4.50	4.50	4.50	4.50
Unlicensed Assistive Personnel	7am-3pm	8.00	1.00	1.00	1.00	1.00	1.00		
Evening Shift									
RN	3pm-11pm	8.00	4.50	4.50	4.50	4.50	4.50	4.00	4.00
Night Shift									
RN	11pm-7am	8.00	4.00	4.00	4.00	4.00	4.00	4.00	4.00

Plan / Budgeted Direct WHPPD (Worked Hours Per Patient Day)	19.68
Actual Worked Hours Per Patient Day	20.86
% Difference	6.00%
Click here for more information	

Additional Care Team Members			
Skills	Shift Coverage		
	Day	Evening	Night
Unit Nurse Management	X		
Staff Educator			
Clinical Nurse Specialist			
Unit Clerical Support	X	X	
1:1 Patient Observer	X	X	X
Admissions Nurse			
Patient Transport Team	X	X	
IV Therapy Team / Line Access	X		
Monitor Technician			
Rapid Response Team	X	X	X
Respiratory Therapy Support	X	X	X
Nutritionist	X		
Rehab Activities (OT, PT, Speech)			
Clinical Pharmacist	X	X	X

Additional Unit Information:

Surgical intensive care unit providing care to cardiothoracic, neurosurgical and complicated intensive care patients.

Other Team Members:

Patient Care Director has 24/7 responsibility for the unit.

Licensed Social Services / Case Management			
Spiritual Services	X		
Hospitalist / NP / PA			
Intensivist / Neonatologist			
Nursing Student			
Recreation / Milieu Therapist			
Intern / Resident	X	X	X
Other			

The list of caregivers in these boxes were provided to all hospitals.



PatientCareLink is a joint effort of the [Massachusetts Hospital Association \(MHA\)](#) and the [Organization of Nurse Leaders, MA-RI](#).

[Terms & Conditions](#) | [Sitemap](#)

[About PatientCareLink](#) | [For Patients & Families](#) | [Hospital Data](#) | [Success Stories](#) | [Participant Login](#)

© 2013 PatientCareLink. All rights reserved. Website designed by [Boston Interactive](#)



- About PatientCareLink
- Hospital Data
- Success Stories
- Improving Patient Care
- Workforce
- For Patients & Families

Home -> Hospital Data -> Staffing Plans & Reports -> 2010 Reports -> St. Elizabeth's Medical Center -> St. Elizabeth's Medical Center - Neurology

Hospital Data

Staffing Plans & Reports

[2013 Plans](#)

[2012 Reports](#)

[2011 Reports](#)

[2010 Reports](#)

[2009 Reports](#)

[2008 Reports](#)

[2007 Reports](#)

[2006 Reports](#)

[FAQ's About Staffing Plans](#)

Performance Measures

St. Elizabeth's Medical Center - Neurology

Acute Care

[Neurology](#)

Adult Medical / Surgical Combined - Neurosurgery / Neurology

317 Hospital Licensed Beds

Date of Services Reported: FY 2010

Average Number of Patients Per Day:	11.82
-------------------------------------	-------

Direct Caregivers	Scheduled Hours	Shift Length	Number of Staff						
			Mon	Tues	Wed	Thurs	Fri	Sat	Sun
Day Shift									
RN	7am-3pm	8.00	3.50	3.50	3.50	3.50	3.50	3.00	3.00
Unticensored Assistive Personnel	7am-3pm	8.00	1.00	1.00	1.00	1.00	1.00	1.00	1.00
Evening Shift									
RN	3pm-11pm	8.00	3.50	3.50	3.50	3.50	3.50	3.00	3.00
Unticensored Assistive Personnel	3pm-11pm	8.00	1.50	1.50	1.50	1.50	1.50	1.00	1.00
Night Shift									
RN	11pm-7am	8.00	2.00	2.00	2.00	2.00	2.00	2.00	2.00
Unticensored Assistive Personnel	11pm-7am	8.00	1.00	1.00	1.00	1.00	1.00	1.00	1.00

Plan / Budgeted Direct WHPPD (Worked Hours Per Patient Day)	8.14
Actual Worked Hours Per Patient Day	9.27
% Difference	13.88%
Click here for more information	

Additional Care Team Members			
Click here for Care Team Member definitions			
Skills	Shift Coverage		
	Day	Evening	Night
Unit Nurse Management	X		
Staff Educator			
Clinical Nurse Specialist			
Unit Clerical Support	X	X	
1:1 Patient Observer	X	X	X
Admissions Nurse			
Patient Transport Team	X	X	
IV Therapy Team / Line Access	X		
Monitor Technician			
Rapid Response Team	X	X	X
Respiratory Therapy Support	X	X	X
Nutritionist	X		

Additional Unit Information:
Dedicated to the care of neurosurgical, neurology and urology patients.

Other Team Members:

Patient Care Director has 24/7 responsibility for the unit.

Rehab Activities (OT, PT, Speech)			
Clinical Pharmacist	X	X	X
Licensed Social Services / Case Management			
Spiritual Services	X		
Hospitalist / NP / PA			
Intensivist / Neonatologist			
Nursing Student			
Recreation / Milieu Therapist			
Intern / Resident	X	X	X
Other			

The list of caregivers in these boxes were provided to all hospitals.



PatientCareLink is a joint effort of the [Massachusetts Hospital Association \(MHA\)](#) and the [Organization of Nurse Leaders, MA-RI](#).

[Terms & Conditions](#) | [Sitemap](#)

[About PatientCareLink](#) | [For Patients & Families](#) | [Hospital Data](#) | [Success Stories](#) | [Participant Login](#)

© 2013 PatientCareLink. All rights reserved. Website designed by [Boston Interactive](#)



Glossary of Health Care Terms | Search: Keywords...



- About PatientCareLink
- Hospital Data
- Success Stories
- Improving Patient Care
- Workforce
- For Patients & Families

Home -> Hospital Data -> Staffing Plans & Reports -> 2010 Reports -> St. Elizabeth's Medical Center -> St. Elizabeth's Medical Center - Neurology Step-Down

Hospital Data

Staffing Plans & Reports

- [2013 Plans](#)
- [2012 Reports](#)
- [2011 Reports](#)
- [2010 Reports](#)
- [2009 Reports](#)
- [2008 Reports](#)
- [2007 Reports](#)
- [2006 Reports](#)
- [FAQ's About Staffing Plans](#)

Performance Measures

St. Elizabeth's Medical Center - Neurology Step-Down

Acute Care
[Neurology Step-Down](#)
 Adult Step-Down - Medical / Surgical Combined
 317 Hospital Licensed Beds

Date of Services Reported: FY 2010

Average Number of Patients Per Day:	2.87
-------------------------------------	------

Direct Caregivers	Scheduled Hours	Shift Length	Number of Staff						
			Mon	Tues	Wed	Thurs	Fri	Sat	Sun
Day Shift									
RN	7am-3pm	8.00	2.00	2.00	2.00	2.00	2.00	2.00	2.00
Evening Shift									
RN	3pm-11pm	8.00	2.00	2.00	2.00	2.00	2.00	2.00	2.00
Night Shift									
RN	11pm-7am	8.00	2.00	2.00	2.00	2.00	2.00	1.00	1.00

Plan / Budgeted Direct WHPPD (Worked Hours Per Patient Day)	15.91
Actual Worked Hours Per Patient Day	13.82
% Difference	-13.14%
Click here for more information	

Additional Care Team Members			
Click here for Care Team Member definitions			
Skills	Shift Coverage		
	Day	Evening	Night
Unit Nurse Management	X		
Staff Educator			
Clinical Nurse Specialist			
Unit Clerical Support	X	X	
1:1 Patient Observer	X	X	X
Admissions Nurse			
Patient Transport Team	X	X	
IV Therapy Team / Line Access	X		
Monitor Technician			
Rapid Response Team	X	X	X
Respiratory Therapy Support	X	X	X
Nutritionist	X		
Rehab Activities (OT, PT, Speech)			
Clinical Pharmacist	X	X	X
Licensed Social Services / Case Management			

Additional Unit Information:

A four bed step-down unit which provides invasive as well as non-invasive monitoring to more acute neurology and neurosurgical patients.

Other Team Members:

Patient Care Director has 24/7 responsibility for the unit.

Spiritual Services	X		
Hospitalist / NP / PA			
Intensivist / Neonatologist			
Nursing Student			
Recreation / Milieu Therapist			
Intern / Resident	X	X	X
Other			

The list of caregivers in these boxes were provided to all hospitals.



PatientCareLink is a joint effort of the [Massachusetts Hospital Association \(MHA\)](#) and the [Organization of Nurse Leaders, MA-RI](#).

[Terms & Conditions](#) | [Sitemap](#)

[About PatientCareLink](#) | [For Patients & Families](#) | [Hospital Data](#) | [Success Stories](#) | [Participant Login](#)

© 2013 PatientCareLink. All rights reserved. Website designed by [Boston Interactive](#)



Glossary of Health Care Terms | Search Keywords...



- About PatientCareLink
- Hospital Data
- Success Stories
- Improving Patient Care
- Workforce
- For Patients & Families

Home - Hospital Data - Staffing Plans & Reports - 2010 Reports - St. Elizabeth's Medical Center - St. Elizabeth's Medical Center - SECAP

Hospital Data

Staffing Plans & Reports

- [2013 Plans](#)
- [2012 Reports](#)
- [2011 Reports](#)
- [2010 Reports](#)
- [2009 Reports](#)
- [2008 Reports](#)
- [2007 Reports](#)
- [2006 Reports](#)
- [FAQ's About Staffing Plans](#)

Performance Measures

St. Elizabeth's Medical Center - SECAP

Acute Care
SECAP
 Behavioral Health - Adult - Substance Abuse
 317 Hospital Licensed Beds

Date of Services Reported: FY 2010

Average Number of Patients Per Day:	6.98
-------------------------------------	------

Direct Caregivers	Scheduled Hours	Shift Length	Number of Staff						
			Mon	Tues	Wed	Thurs	Fri	Sat	Sun
Day Shift									
RN	7am-3pm	8.00	2.00	2.00	2.00	2.00	2.00	2.00	2.00
Evening Shift									
RN	3pm-11pm	8.00	2.00	2.00	2.00	2.00	2.00	2.00	2.00
Night Shift									
RN	11pm-7am	8.00	2.00	2.00	2.00	2.00	2.00	2.00	2.00

Plan / Budgeted Direct WHPPD (Worked Hours Per Patient Day)	6.85
Actual Worked Hours Per Patient Day	6.44
% Difference	-5.99%
Click here for more information	

Additional Care Team Members			
Click here for Care Team Member definitions			
Skills	Shift Coverage		
	Day	Evening	Night
Unit Nurse Management	X		
Staff Educator			
Clinical Nurse Specialist			
Unit Clerical Support	X	X	
1:1 Patient Observer	X	X	X
Admissions Nurse			
Patient Transport Team	X	X	
IV Therapy Team / Line Access	X		
Monitor Technician			
Rapid Response Team	X	X	X
Respiratory Therapy Support	X	X	X
Nutritionist	X		
Rehab Activities (OT, PT, Speech)			
Clinical Pharmacist			
Licensed Social Services / Case Management	X		

Additional Unit Information:

This unit provides inpatient detoxification and substance abuse treatment as well as ambulatory detoxification.

Other Team Members:

Patient Care Director has 24/7 responsibility for the unit.

Spiritual Services	X		
Hospitalist / NP / PA			
Intensivist / Neonatologist			
Nursing Student			
Recreation / Milieu Therapist			
Intern / Resident	X	X	X
Other			

The list of caregivers in these boxes were provided to all hospitals.



PatientCareLink is a joint effort of the [Massachusetts Hospital Association \(MHA\)](#) and the [Organization of Nurse Leaders, MA-RI](#).

[Terms & Conditions](#) | [Sitemap](#)

[About PatientCareLink](#) | [For Patients & Families](#) | [Hospital Data](#) | [Success Stories](#) | [Participant Login](#)

© 2013 PatientCareLink. All rights reserved. Website designed by [Boston Interactive](#)



Glossary of Health Care Terms | Search Keywords...



- About PatientCareLink
- Hospital Data
- Success Stories
- Improving Patient Care
- Workforce
- For Patients & Families

Home - Hospital Data » Staffing Plans & Reports » 2010 Reports » St. Elizabeth's Medical Center » St. Elizabeth's Medical Center - CCU

Hospital Data

Staffing Plans & Reports

- [2013 Plans](#)
- [2012 Reports](#)
- [2011 Reports](#)
- [2010 Reports](#)
- [2009 Reports](#)
- [2008 Reports](#)
- [2007 Reports](#)
- [2006 Reports](#)
- [FAQ's About Staffing Plans](#)

Performance Measures

St. Elizabeth's Medical Center - CCU

Acute Care
[CCU](#)
 Adult Critical Care - Coronary Care
 317 Hospital Licensed Beds

Date of Services Reported: FY 2010

Average Number of Patients Per Day:	4.93
-------------------------------------	------

Direct Caregivers	Scheduled Hours	Shift Length	Number of Staff						
			Mon	Tues	Wed	Thurs	Fri	Sat	Sun
Day Shift									
RN	7am-3pm	8.00	4.00	4.00	4.00	4.00	4.00	3.00	4.00
Evening Shift									
RN	3pm-11pm	8.00	4.00	4.00	4.00	4.00	4.00	3.00	3.00
Night Shift									
RN	11pm-7am	8.00	4.00	4.00	4.00	4.00	3.00	3.00	3.00

Plan / Budgeted Direct WHPPD (Worked Hours Per Patient Day)	18.03
Actual Worked Hours Per Patient Day	18.83
% Difference	4.44%

Additional Care Team Members			
Skills	Shift Coverage		
	Day	Evening	Night
Unit Nurse Management	X		
Staff Educator			
Clinical Nurse Specialist			
Unit Clerical Support	X	X	
1:1 Patient Observer	X	X	X
Admissions Nurse			
Patient Transport Team	X	X	
IV Therapy Team / Line Access	X		
Monitor Technician			
Rapid Response Team	X	X	X
Respiratory Therapy Support	X	X	X
Nutritionist	X		
Rehab Activities (OT, PT, Speech)			
Clinical Pharmacist	X	X	X
Licensed Social Services / Case Management			
Spiritual Services	X		

Additional Unit Information:

Intensive care unit providing care to critically ill cardiac and medical patients.

Other Team Members:

Patient Care Director has 24/7 responsibility for the unit.

Hospitalist / NP / PA			
Intensivist / Neonatologist			
Nursing Student			
Recreation / Milieu Therapist			
Intern / Resident	X	X	X
Other			

The list of caregivers in these boxes were provided to all hospitals.



PatientCareLink is a joint effort of the [Massachusetts Hospital Association \(MHA\)](#) and the [Organization of Nurse Leaders, MA-RI](#).

[Terms & Conditions](#) | [Sitemap](#)

[About PatientCareLink](#) | [For Patients & Families](#) | [Hospital Data](#) | [Success Stories](#) | [Participant Login](#)

© 2013 PatientCareLink. All rights reserved. Website designed by [Boston Interactive](#).



Glossary of Health Care Terms | Search Keywords...



- About PatientCareLink
- Hospital Data
- Success Stories
- Improving Patient Care
- Workforce
- For Patients & Families

Home » Hospital Data » Staffing Plans & Reports » 2009 Reports » St. Elizabeth's Medical Center » St. Elizabeth's Medical Center - M6

Hospital Data

Staffing Plans & Reports

- [2013 Plans](#)
- [2012 Reports](#)
- [2011 Reports](#)
- [2010 Reports](#)
- [2009 Reports](#)
- [2008 Reports](#)
- [2007 Reports](#)
- [2006 Reports](#)
- [FAQ's About Staffing Plans](#)

Performance Measures

St. Elizabeth's Medical Center - M6

Acute Care
[M6](#)
 Adult Medical

Date of Services Reported: FY 2009

Average Number of Patients Per Day:	17.92
-------------------------------------	-------

Direct Caregivers	Scheduled Hours	Shift Length	Number of Staff							
			Mon	Tues	Wed	Thurs	Fri	Sat	Sun	
Day Shift										
RN	7am-3pm	8.00	4.00	4.00	4.00	4.00	4.00	4.00	4.00	4.00
Unlicensed Assistive Personnel	7am-3pm	8.00	3.00	3.00	3.00	3.00	3.00	2.00	2.00	

Evening Shift										
RN	3pm-11pm	8.00	4.00	4.00	4.00	4.00	4.00	4.00	4.00	4.00
Unlicensed Assistive Personnel	3pm-11pm	8.00	2.00	2.00	2.00	2.00	2.00	2.00	2.00	2.00

Night Shift										
RN	11pm-7am	8.00	3.00	3.00	3.00	3.00	3.00	3.00	3.00	3.00
Unlicensed Assistive Personnel	11pm-7am	8.00	2.00	2.00	2.00	2.00	2.00	2.00	2.00	2.00

Plan / Budgeted Direct WHPPD (Worked Hours Per Patient Day)	7.89
Actual Worked Hours Per Patient Day	8.63
% Difference	9.44%
Click here for more information	

Additional Care Team Members			
Click here for Care Team Member definitions			
Skills	Shift Coverage		
	Day	Evening	Night
Unit Nurse Management	X		
Staff Educator	X		
Clinical Nurse Specialist			
Unit Clerical Support	X	X	
1:1 Patient Observer	X	X	X
Admissions Nurse			
Patient Transport Team	X		
IV Therapy Team / Line Access	X		
Monitor Technician			
Rapid Response Team			
Respiratory Therapy Support	X	X	X
Nutritionist	X		
Rehab Activities (OT, PT, Speech)			

Additional Unit Information:
 General medical unit including those patients requiring pulmonary specialty. Nursing Director has 24 hours per day accountability.

Clinical Pharmacist	X	X	X
Licensed Social Services / Case Management			
Spiritual Services	X	X	X
Hospitalist / NP / PA			
Intensivist / Neonatologist			
Nursing Student			
Recreation / Milieu Therapist			
Intern / Resident	X	X	X
Other			

The list of caregivers in these boxes were provided to all hospitals.



PatientCareLink is a joint effort of the [Massachusetts Hospital Association \(MHA\)](#) and the [Organization of Nurse Leaders, MA-RI](#).

[Terms & Conditions](#) | [Sitemap](#)

[About PatientCareLink](#) | [For Patients & Families](#) | [Hospital Data](#) | [Success Stories](#) | [Participant Login](#)

© 2013 PatientCareLink. All rights reserved. Website designed by [Boston Interactive](#)



Glossary of Health Care Terms | Search Keywords...



- About PatientCareLink
- Hospital Data
- Success Stories
- Improving Patient Care
- Workforce
- For Patients & Families

Home - Hospital Data - Staffing Plans & Reports - 2009 Reports - St. Elizabeth's Medical Center - St. Elizabeth's Medical Center - M6 Step-Down

Hospital Data

Staffing Plans & Reports

- [2013 Plans](#)
- [2012 Reports](#)
- [2011 Reports](#)
- [2010 Reports](#)
- [2009 Reports](#)
- [2008 Reports](#)
- [2007 Reports](#)
- [2006 Reports](#)
- [FAQ's About Staffing Plans](#)

Performance Measures

St. Elizabeth's Medical Center - M6 Step-Down

Acute Care
M6 Step-Down
 Adult Step-Down - Medical

Date of Services Reported: **FY 2009**

Average Number of Patients Per Day:	3.80
-------------------------------------	------

Direct Caregivers	Scheduled Hours	Shift Length	Number of Staff						
			Mon	Tues	Wed	Thurs	Fri	Sat	Sun
Day Shift									
RN	7am-3pm	8.00	2.00	2.00	2.00	2.00	2.00	2.00	2.00
Evening Shift									
RN	3pm-11pm	8.00	2.00	2.00	2.00	2.00	2.00	2.00	2.00
Night Shift									
RN	11pm-7am	8.00	2.00	2.00	2.00	2.00	2.00	2.00	2.00

Plan / Budgeted Direct WHPPD (Worked Hours Per Patient Day)	12.60
Actual Worked Hours Per Patient Day	11.25
% Difference	-10.71%
Click here for more information	

Additional Care Team Members			
Click here for Care Team Member definitions			
Skills	Shift Coverage		
	Day	Evening	Night
Unit Nurse Management	X		
Staff Educator	X		
Clinical Nurse Specialist			
Unit Clerical Support	X		
1:1 Patient Observer	X	X	X
Admissions Nurse			
Patient Transport Team	X		
IV Therapy Team / Line Access	X		
Monitor Technician			
Rapid Response Team			
Respiratory Therapy Support	X	X	X
Nutritionist	X		
Rehab Activities (OT, PT, Speech)			
Clinical Pharmacist	X	X	X
Licensed Social Services / Case Management			

Additional Unit Information:
 A five bed step-down unit for medically complex pulmonary patients. Nursing Director has 24 hours per day accountability.

Spiritual Services	X	X	X
Hospitalist / NP / PA			
Intensivist / Neonatologist			
Nursing Student			
Recreation / Milieu Therapist			
Intern / Resident	X	X	X
Other			

The list of caregivers in these boxes were provided to all hospitals.



PatientCareLink is a joint effort of the [Massachusetts Hospital Association \(MHA\)](#) and the [Organization of Nurse Leaders, MA-RI](#).

[Terms & Conditions](#) | [Sitemap](#)

[About PatientCareLink](#) | [For Patients & Families](#) | [Hospital Data](#) | [Success Stories](#) | [Participant Login](#)

© 2013 PatientCareLink. All rights reserved. Website designed by [Boston Interactive](#)



Glossary of Health Care Terms | Search Keywords...



- About PatientCareLink
- Hospital Data
- Success Stories
- Improving Patient Care
- Workforce
- For Patients & Families

Home » Hospital Data » Staffing Plans & Reports » 2009 Reports » St. Elizabeth's Medical Center » St. Elizabeth's Medical Center - M7

Hospital Data

St. Elizabeth's Medical Center - M7

Staffing Plans & Reportsa

- [2013 Plans](#)
- [2012 Reports](#)
- [2011 Reports](#)
- [2010 Reports](#)
- [2009 Reports](#)
- [2008 Reports](#)
- [2007 Reports](#)
- [2006 Reports](#)
- [FAQs About Staffing Plans](#)

Performance Measures

Acute Care
[M7](#)
 Adult Medical - Oncology

Date of Services Reported: **FY 2009**

Average Number of Patients Per Day:	22.17
-------------------------------------	-------

Direct Caregivers	Scheduled Hours	Shift Length	Number of Staff						
			Mon	Tues	Wed	Thurs	Fri	Sat	Sun
Day Shift									
RN	7am-3pm	8.00	6.00	6.00	6.00	6.00	6.00	6.00	6.00
Unlicensed Assistive Personnel	7am-3pm	8.00	2.00	2.00	2.00	2.00	2.00	2.00	2.00

Evening Shift								
RN	3pm-11pm	8.00	5.00	5.00	5.00	5.00	5.00	5.00
Unlicensed Assistive Personnel	3pm-11pm	8.00	2.00	2.00	2.00	2.00	2.00	2.00

Night Shift								
RN	11pm-7am	8.00	4.00	4.00	4.00	4.00	4.00	4.00
Unlicensed Assistive Personnel	11pm-7am	8.00	2.00	2.00	2.00	2.00	2.00	2.00

Plan / Budgeted Direct WHPPD (Worked Hours Per Patient Day)	7.56
Actual Worked Hours Per Patient Day	8.20
% Difference	8.44%
Click here for more information	

Additional Care Team Members			
Click here for Care Team Member definitions			
Skills	Shift Coverage		
	Day	Evening	Night
Unit Nurse Management	X		
Staff Educator	X		
Clinical Nurse Specialist			
Unit Clerical Support	X	X	
1:1 Patient Observer	X	X	X
Admissions Nurse			
Patient Transport Team	X		
IV Therapy Team / Line Access	X		
Monitor Technician			
Rapid Response Team			
Respiratory Therapy Support	X	X	X
Nutritionist	X		
Rehab Activities (OT, PT, Speech)			

Additional Unit Information:
 Medical unit with hematology/oncology focus, general medical and short stay procedures. Short stay patients include cardiac cath, liver biopsies, arteriograms and recovery from conscious sedation. Nursing Director has 24 hours per day accountability.

Clinical Pharmacist	X	X	X
Licensed Social Services / Case Management			
Spiritual Services	X	X	X
Hospitalist / NP / PA			
Intensivist / Neonatologist			
Nursing Student			
Recreation / Milieu Therapist			
Intern / Resident	X	X	X
Other			

The list of caregivers in these boxes were provided to all hospitals.



PatientCareLink is a joint effort of the [Massachusetts Hospital Association \(MHA\)](#) and the [Organization of Nurse Leaders, MA-RI](#).

[Terms & Conditions](#) | [Sitemap](#)

[About PatientCareLink](#) | [For Patients & Families](#) | [Hospital Data](#) | [Success Stories](#) | [Participant Login](#)

© 2013 PatientCareLink. All rights reserved. Website designed by [Boston Interactive](#)



Glossary of Health Care Terms | Search Keywords...



- About PatientCareLink
- Hospital Data
- Success Stories
- Improving Patient Care
- Workforce
- For Patients & Families

Home » Hospital Data » Staffing Plans & Reports » 2009 Reports » St. Elizabeth's Medical Center » St. Elizabeth's Medical Center - NICU

Hospital Data

Staffing Plans & Reports

- [2013 Plans](#)
- [2012 Reports](#)
- [2011 Reports](#)
- [2010 Reports](#)
- [2009 Reports](#)
- [2008 Reports](#)
- [2007 Reports](#)
- [2006 Reports](#)
- [FAQ's About Staffing Plans](#)

Performance Measures

St. Elizabeth's Medical Center - NICU

Acute Care
[NICU](#)
 Neonate Level III/IV Critical Care

Date of Services Reported: FY 2009

Average Number of Patients Per Day:	10.16
-------------------------------------	-------

Direct Caregivers	Scheduled Hours	Shift Length	Number of Staff						
			Mon	Tues	Wed	Thurs	Fri	Sat	Sun
Day Shift									
RN	7am-3pm	8.00	5.00	6.00	6.00	6.00	5.00	5.00	5.00
Evening Shift									
RN	3pm-11pm	8.00	5.00	5.00	5.00	5.00	5.00	5.00	5.00
Night Shift									
RN	11pm-7am	8.00	5.00	5.00	5.00	5.00	5.00	5.00	5.00

Plan / Budgeted Direct WHPPD (Worked Hours Per Patient Day)	12.12
Actual Worked Hours Per Patient Day	13.73
% Difference	13.32%
Click here for more information	

Additional Care Team Members			
Click here for Care Team Member definitions			
Skills	Shift Coverage		
	Day	Evening	Night
Unit Nurse Management	X		
Staff Educator	X		
Clinical Nurse Specialist			
Unit Clerical Support	X	X	
1:1 Patient Observer			
Admissions Nurse			
Patient Transport Team	X		
IV Therapy Team / Line Access	X		
Monitor Technician			
Rapid Response Team			
Respiratory Therapy Support	X	X	X
Nutritionist	X		
Rehab Activities (OT, PT, Speech)	X		
Clinical Pharmacist	X	X	X
Licensed Social Services / Case Management			

Additional Unit Information:
 Level III intensive care nursery. Nursing Director has 24 hours per day accountability.

Spiritual Services	X	X	X
Hospitalist / NP / PA			
Intensivist / Neonatologist	X	X	X
Nursing Student			
Recreation / Milieu Therapist			
Intern / Resident	X	X	X
Other			

The list of caregivers in these boxes were provided to all hospitals.



PatientCareLink is a joint effort of the [Massachusetts Hospital Association \(MHA\)](#) and the [Organization of Nurse Leaders, MA-RI](#).

[Terms & Conditions](#) | [Sitemap](#)

[About PatientCareLink](#) | [For Patients & Families](#) | [Hospital Data](#) | [Success Stories](#) | [Participant Login](#)

© 2013 PatientCareLink. All rights reserved. Website designed by [Boston Interactive](#)



Glossary of Health Care Terms | Search Keyword...



- About PatientCareLink
- Hospital Data
- Success Stories
- Improving Patient Care
- Workforce
- For Patients & Families

Home - Hospital Data - Staffing Plans & Reports - 2009 Reports - St. Elizabeth's Medical Center - St. Elizabeth's Medical Center - RICU

Hospital Data

Staffing Plans & Reports

- [2013 Plans](#)
- [2012 Reports](#)
- [2011 Reports](#)
- [2010 Reports](#)
- [2009 Reports](#)
- [2008 Reports](#)
- [2007 Reports](#)
- [2006 Reports](#)
- [FAQ's About Staffing Plans](#)

Performance Measures

St. Elizabeth's Medical Center - RICU

Acute Care
[RICU](#)
 Adult Critical Care - Pulmonary

Date of Services Reported: FY 2009

Average Number of Patients Per Day:	5.22
-------------------------------------	------

Direct Caregivers	Scheduled Hours	Shift Length	Number of Staff						
			Mon	Tues	Wed	Thurs	Fri	Sat	Sun
Day Shift									
RN	7am-3pm	8.00	4.00	4.00	4.00	4.00	4.00	4.00	4.00
Unlicensed Assistive Personnel	7am-3pm	8.00	1.00	1.00	1.00	1.00	1.00		
Evening Shift									
RN	3pm-11pm	8.00	4.00	4.00	4.00	4.00	4.00	4.00	4.00
Night Shift									
RN	11pm-7am	8.00	4.00	4.00	4.00	4.00	4.00	3.00	3.00

Plan / Budgeted Direct WHPPD (Worked Hours Per Patient Day)	19.01
Actual Worked Hours Per Patient Day	19.68
% Difference	3.53%

Additional Care Team Members			
Skills	Shift Coverage		
	Day	Evening	Night
Unit Nurse Management	X		
Staff Educator	X		
Clinical Nurse Specialist			
Unit Clerical Support	X	X	
1:1 Patient Observer	X	X	X
Admissions Nurse			
Patient Transport Team	X		
IV Therapy Team / Line Access	X		
Monitor Technician			
Rapid Response Team			
Respiratory Therapy Support	X	X	X
Nutritionist	X		
Rehab Activities (OT, PT, Speech)			
Clinical Pharmacist	X	X	X
Licensed Social Services / Case Management			

Additional Unit Information:
 Medical intensive care unit dedicated to the care of the acutely ill medical respiratory patients. Nursing Director has 24 hours per day accountability.

Spiritual Services	X	X	X
Hospitalist / NP / PA			
Intensivist / Neonatologist			
Nursing Student			
Recreation / Milieu Therapist			
Intern / Resident	X	X	X
Other			

The list of caregivers in these boxes were provided to all hospitals.



PatientCareLink is a joint effort of the [Massachusetts Hospital Association \(MHA\)](#) and the [Organization of Nurse Leaders, MA-RI](#).

[Terms & Conditions](#) | [Sitemap](#)

[About PatientCareLink](#) | [For Patients & Families](#) | [Hospital Data](#) | [Success Stories](#) | [Participant Login](#)

© 2013 PatientCareLink. All rights reserved. Website designed by [Boston Interactive](#)



Glossary of Health Care Terms | Search Keywords...



- About PatientCareLink
- Hospital Data
- Success Stories
- Improving Patient Care
- Workforce
- Per Patients & Families

Home - Hospital Data - Staffing Plans & Reports - 2009 Reports - St. Elizabeth's Medical Center - St. Elizabeth's Medical Center - Seton 5 West

Hospital Data

Staffing Plans & Reports

[2013 Plans](#)

[2012 Reports](#)

[2011 Reports](#)

[2010 Reports](#)

[2009 Reports](#)

[2008 Reports](#)

[2007 Reports](#)

[2006 Reports](#)

[FAQ's About Staffing Plans](#)

Performance Measures

St. Elizabeth's Medical Center - Seton 5 West

Acute Care

[Seton 5 West](#)

Behavioral Health

Date of Services Reported: FY 2009

Average Number of Patients Per Day:	27.51
-------------------------------------	-------

Direct Caregivers	Scheduled Hours	Shift Length	Number of Staff							
			Mon	Tues	Wed	Thurs	Fri	Sat	Sun	
Day Shift										
RN	7am-3pm	8.00	6.00	6.00	6.00	6.00	6.00	6.00	6.00	6.00
Other	7am-3pm	8.00	0.63	0.63	0.63	0.63	0.63			
Mental Health Counselor	7am-3pm	8.00	4.00	4.00	4.00	4.00	4.00	3.00	3.00	
Evening Shift										
RN	3pm-11pm	8.00	6.00	6.00	6.00	6.00	6.00	5.00	5.00	
Mental Health Counselor	3pm-11pm	8.00	4.00	4.00	4.00	4.00	4.00	3.00	3.00	
Night Shift										
RN	11pm-7am	8.00	4.00	4.00	4.00	4.00	4.00	4.00	4.00	
Mental Health Counselor	11pm-7am	8.00	2.00	2.00	2.00	2.00	2.00	2.00	2.00	

Plan / Budgeted Direct WHPPD (Worked Hours Per Patient Day)	7.42
Actual Worked Hours Per Patient Day	7.28
% Difference	-1.89%

Additional Care Team Members			
Click here for Care Team Member definitions			
Skills	Shift Coverage		
	Day	Evening	Night
Unit Nurse Management	X		
Staff Educator	X		
Clinical Nurse Specialist			
Unit Clerical Support	X	X	
1:1 Patient Observer	X	X	X
Admissions Nurse			
Patient Transport Team	X		
IV Therapy Team / Line Access	X		
Monitor Technician			
Rapid Response Team			
Respiratory Therapy Support	X	X	X
Nutritionist	X		
Rehab Activities (OT, PT, Speech)			

Additional Unit Information:
 Secured patient care unit for voluntary and involuntary psychiatric admissions. Provides progressive care and therapeutic milieu until discharge. Nursing Director has 24 hours per day accountability.

Clinical Pharmacist	X	X	X
Licensed Social Services / Case Management	X		
Spiritual Services	X	X	X
Hospitalist / NP / PA			
Intensivist / Neonatologist			
Nursing Student			
Recreation / Milieu Therapist			
Intern / Resident	X	X	X
Other			

The list of caregivers in these boxes were provided to all hospitals.



PatientCareLink is a joint effort of the [Massachusetts Hospital Association \(MHA\)](#) and the [Organization of Nurse Leaders, MA-RI](#).

[Terms & Conditions](#) | [Sitemap](#)

[About PatientCareLink](#) | [For Patients & Families](#) | [Hospital Data](#) | [Success Stories](#) | [Participant Login](#)

© 2013 PatientCareLink. All rights reserved. Website designed by [Boston Interactive](#)



Glossary of Health Care Terms | Search Keywords...



- About PatientCareLink
- Hospital Data
- Success Stories
- Improving Patient Care
- Workforce
- For Patients & Families

[Home](#) » [Hospital Data](#) » [Staffing Plans & Reports](#) » [2009 Reports](#) » [St. Elizabeth's Medical Center](#) » St. Elizabeth's Medical Center - Seton 6 West

Hospital Data

Staffing Plans & Reports

- [2013 Plans](#)
- [2012 Reports](#)
- [2011 Reports](#)
- [2010 Reports](#)
- [2009 Reports](#)
- [2008 Reports](#)
- [2007 Reports](#)
- [2006 Reports](#)
- [FAQs About Staffing Plans](#)

Performance Measures

St. Elizabeth's Medical Center - Seton 6 West

Acute Care
[Seton 6 West](#)
 Adult Medical - Cardiac

Date of Services Reported: FY 2009

Average Number of Patients Per Day:	18.43
-------------------------------------	-------

Direct Caregivers	Scheduled Hours	Shift Length	Number of Staff						
			Mon	Tues	Wed	Thurs	Fri	Sat	Sun
Day Shift									
RN	7am-3pm	8.00	5.00	5.00	5.00	5.00	5.00	5.00	5.00
Unlicensed Assistive Personnel	7am-3pm	8.00	2.00	2.00	2.00	2.00	2.00	2.00	2.00

Evening Shift									
RN	3pm-11pm	8.00	5.00	5.00	5.00	5.00	5.00	5.00	5.00
Unlicensed Assistive Personnel	3pm-11pm	8.00	2.00	2.00	2.00	2.00	2.00	2.00	2.00

Night Shift									
RN	11pm-7am	8.00	4.00	4.00	4.00	4.00	4.00	4.00	4.00
Unlicensed Assistive Personnel	11pm-7am	8.00	1.00	1.00	1.00	1.00	1.00	1.00	1.00

Plan / Budgeted Direct WHPPD (Worked Hours Per Patient Day)	8.22
Actual Worked Hours Per Patient Day	9.01
% Difference	9.49%
Click here for more information	

Additional Care Team Members			
Click here for Care Team Member definitions			
Skills	Shift Coverage		
	Day	Evening	Night
Unit Nurse Management	X		
Staff Educator	X		
Clinical Nurse Specialist			
Unit Clerical Support	X	X	
1:1 Patient Observer	X	X	X
Admissions Nurse			
Patient Transport Team	X		
IV Therapy Team / Line Access	X		
Monitor Technician			
Rapid Response Team			
Respiratory Therapy Support	X	X	X
Nutritionist	X		
Rehab Activities (OT, PT, Speech)			

Additional Unit Information:
 Medical telemetry unit with cardiology focus. Includes peritoneal dialysis patients, angioplasty and post-catheterization patients. Nursing Director has 24 hours per day accountability.

Clinical Pharmacist	X	X	X
Licensed Social Services / Case Management			
Spiritual Services	X	X	X
Hospitalist / NP / PA			
Intensivist / Neonatologist			
Nursing Student			
Recreation / Milieu Therapist			
Intern / Resident	X	X	X
Other			

The list of caregivers in these boxes were provided to all hospitals.



PatientCareLink is a joint effort of the [Massachusetts Hospital Association \(MHA\)](#) and the [Organization of Nurse Leaders, MA-RI](#).

[Terms & Conditions](#) | [Sitemap](#)

[About PatientCareLink](#) | [For Patients & Families](#) | [Hospital Data](#) | [Success Stories](#) | [Participant Login](#)

© 2013 PatientCareLink. All rights reserved. Website designed by [Boston Interactive](#)



- About PatientCareLink
- Hospital Data
- Success Stories
- Improving Patient Care
- Workforce
- For Patients & Families

Home -> Hospital Data -> Staffing Plans & Reports -> 2009 Reports -> St. Elizabeth's Medical Center -> St. Elizabeth's Medical Center - Seton 6 West Step Down

Hospital Data

Staffing Plans & Reports

- [2013 Plans](#)
- [2012 Reports](#)
- [2011 Reports](#)
- [2010 Reports](#)
- [2009 Reports](#)
- [2008 Reports](#)
- [2007 Reports](#)
- [2006 Reports](#)
- [FAQ's About Staffing Plans](#)

Performance Measures

St. Elizabeth's Medical Center - Seton 6 West Step Down

Acute Care
Seton 6 West Step Down
 Adult Step-Down - Cardiac

Date of Services Reported: FY 2009

Average Number of Patients Per Day:	6.02
-------------------------------------	------

Direct Caregivers	Scheduled Hours	Shift Length	Number of Staff						
			Mon	Tues	Wed	Thurs	Fri	Sat	Sun
Day Shift									
RN	7am-3pm	8.00	3.00	3.00	3.00	3.00	3.00	3.00	3.00
Unlicensed Assistive Personnel	7am-3pm	8.00	1.00	1.00	1.00	1.00	1.00	1.00	1.00

Evening Shift									
RN	3pm-11pm	8.00	2.00	2.00	2.00	2.00	2.00	2.00	2.00
Unlicensed Assistive Personnel	3pm-11pm	8.00	1.00	1.00	1.00	1.00	1.00	1.00	1.00

Night Shift									
RN	11pm-7am	8.00	2.00	2.00	2.00	2.00	2.00	2.00	2.00

Plan / Budgeted Direct WHPPD (Worked Hours Per Patient Day)	11.92
Actual Worked Hours Per Patient Day	9.89
% Difference	-16.98%
Click here for more information	

Additional Care Team Members			
Click here for Care Team Member definitions			
Skills	Shift Coverage		
	Day	Evening	Night
Unit Nurse Management	X		
Staff Educator	X		
Clinical Nurse Specialist			
Unit Clerical Support	X		
1:1 Patient Observer	X	X	X
Admissions Nurse			
Patient Transport Team	X		
IV Therapy Team / Line Access	X		
Monitor Technician			
Rapid Response Team			
Respiratory Therapy Support	X	X	X
Nutritionist	X		
Rehab Activities (OT, PT, Speech)			
Clinical Pharmacist	X	X	X

Additional Unit Information:
 A ten bed step-down unit with telemetry. Patients include myocardial infarction, rule out myocardial infarction on nitroglycerine and heparin, and interventional cardiology procedures. Nursing Director has 24 hours per day accountability.

Licensed Social Services / Case Management			
Spiritual Services	X	X	X
Hospitallist / NP / PA			
Intensivist / Neonatologist			
Nursing Student			
Recreation / Milieu Therapist			
Intern / Resident	X	X	X
Other			

The list of caregivers in these boxes were provided to all hospitals.



PatientCareLink is a joint effort of the [Massachusetts Hospital Association \(MHA\)](#) and the [Organization of Nurse Leaders, MA-RI](#).

[Terms & Conditions](#) | [Sitemap](#)

[About PatientCareLink](#) | [For Patients & Families](#) | [Hospital Data](#) | [Success Stories](#) | [Participant Login](#)

© 2013 PatientCareLink. All rights reserved. Website designed by [Boston Interactive](#)



Glossary of Health Care Terms | Search Keywords...



- About PatientCareLink
- Hospital Data
- Success Stories
- Improving Patient Care
- Workforce
- For Patients & Families

Home » [Hospital Data](#) » [Staffing Plans & Reports](#) » [2009 Reports](#) » [St. Elizabeth's Medical Center](#) » St. Elizabeth's Medical Center - Seton 7 East

Hospital Data

Staffing Plans & Reports

- [2013 Plans](#)
- [2012 Reports](#)
- [2011 Reports](#)
- [2010 Reports](#)
- [2009 Reports](#)
- [2008 Reports](#)
- [2007 Reports](#)
- [2006 Reports](#)
- [FAQ's About Staffing Plans](#)

Performance Measures

St. Elizabeth's Medical Center - Seton 7 East

Acute Care
[Seton 7 East](#)
 Adult Medical / Surgical Combined

Date of Services Reported: FY 2009

Average Number of Patients Per Day:	20.02
-------------------------------------	-------

Direct Caregivers	Scheduled Hours	Shift Length	Number of Staff						
			Mon	Tues	Wed	Thurs	Fri	Sat	Sun
Day Shift									
RN	7am-3pm	8.00	5.00	5.00	5.00	5.00	5.00	5.00	5.00
Unlicensed Assistive Personnel	7am-3pm	8.00	3.00	3.00	3.00	3.00	3.00	2.00	2.00

Evening Shift									
RN	3pm-11pm	8.00	4.00	4.00	4.00	4.00	4.00	4.00	4.00
Unlicensed Assistive Personnel	3pm-11pm	8.00	2.00	2.00	2.00	2.00	2.00	2.00	2.00

Night Shift									
RN	11pm-7am	8.00	3.00	3.00	3.00	3.00	3.00	3.00	3.00
Unlicensed Assistive Personnel	11pm-7am	8.00	2.00	2.00	2.00	2.00	2.00	2.00	2.00

Plan / Budgeted Direct WHPPD (Worked Hours Per Patient Day)	7.46
Actual Worked Hours Per Patient Day	8.37
% Difference	12.19%
Click here for more information	

Additional Care Team Members			
Click here for Care Team Member definitions			
Skills	Shift Coverage		
	Day	Evening	Night
Unit Nurse Management	X		
Staff Educator	X		
Clinical Nurse Specialist			
Unit Clerical Support	X	X	
1:1 Patient Observer	X	X	X
Admissions Nurse			
Patient Transport Team	X		
IV Therapy Team / Line Access	X		
Monitor Technician			
Rapid Response Team			
Respiratory Therapy Support	X	X	X
Nutritionist	X		
Rehab Activities (OT, PT, Speech)			

Additional Unit Information:
 Surgical unit caring for orthopedic, cardiothoracic and general surgical patients. Nursing Director has 24 hours per day accountability.

Clinical Pharmacist	X	X	X
Licensed Social Services / Case Management			
Spiritual Services	X	X	X
Hospitalist / NP / PA			
Intensivist / Neonatologist			
Nursing Student			
Recreation / Milieu Therapist			
Intern / Resident	X	X	X
Other			

The list of caregivers in these boxes were provided to all hospitals.



PatientCareLink is a joint effort of the [Massachusetts Hospital Association \(MHA\)](#) and the [Organization of Nurse Leaders, MA-RI](#).

[Terms & Conditions](#) | [Sitemap](#)

[About PatientCareLink](#) | [For Patients & Families](#) | [Hospital Data](#) | [Success Stories](#) | [Participant Login](#)

© 2013 PatientCareLink. All rights reserved. Website designed by [Boston Interactive](#)



[Glossary of Health Care Terms](#) | [Search Keywords...](#)



- About PatientCareLink
- Hospital Data
- Success Stories
- Improving Patient Care
- Workforce
- For Patients & Families

[Home](#) » [Hospital Data](#) » [Staffing Plans & Reports](#) » [2009 Reports](#) » [St. Elizabeth's Medical Center](#) » St. Elizabeth's Medical Center - Seton 7 East Step-Down

Hospital Data

St. Elizabeth's Medical Center - Seton 7 East Step-Down

Staffing Plans & Reports

- [2013 Plans](#)
- [2012 Reports](#)
- [2011 Reports](#)
- [2010 Reports](#)
- [2009 Reports](#)
- [2008 Reports](#)
- [2007 Reports](#)
- [2006 Reports](#)
- [FAQ's About Staffing Plans](#)

Performance Measures

Acute Care
[Seton 7 East Step-Down](#)
 Adult Step-Down - Surgical

Date of Services Reported: **FY 2009**

Average Number of Patients Per Day:	2.62
-------------------------------------	------

Direct Caregivers	Scheduled Hours	Shift Length	Number of Staff						
			Mon	Tues	Wed	Thurs	Fri	Sat	Sun
Day Shift									
RN	7am-3pm	8.00	1.00	2.00	2.00	2.00	2.00	1.00	1.00
Evening Shift									
RN	3pm-11pm	8.00	1.00	2.00	2.00	2.00	2.00	1.00	1.00
Night Shift									
RN	11pm-7am	8.00	1.00	2.00	2.00	2.00	2.00	1.00	1.00

Plan / Budgeted Direct WHPPD (Worked Hours Per Patient Day)	14.36
Actual Worked Hours Per Patient Day	12.82
% Difference	-10.72%
Click here for more information	

Additional Care Team Members			
Click here for Care Team Member definitions			
Skills	Shift Coverage		
	Day	Evening	Night
Unit Nurse Management	X		
Staff Educator	X		
Clinical Nurse Specialist			
Unit Clerical Support	X		
1:1 Patient Observer	X	X	X
Admissions Nurse			
Patient Transport Team	X		
IV Therapy Team / Line Access	X		
Monitor Technician			
Rapid Response Team			
Respiratory Therapy Support	X	X	X
Nutritionist	X		
Rehab Activities (OT, PT, Speech)			
Clinical Pharmacist	X	X	X
Licensed Social Services / Case Management			

Additional Unit Information:
 A four bed step-down unit for monitoring of cardiothoracic patients. Nursing Director has 24 hours per day accountability.

Spiritual Services	X	X	X
Hospitalist / NP / PA			
Intensivist / Neonatologist			
Nursing Student			
Recreation / Milieu Therapist			
Intern / Resident	X	X	X
Other			

The list of caregivers in these boxes were provided to all hospitals.



PatientCareLink is a joint effort of the [Massachusetts Hospital Association \(MHA\)](#) and the [Organization of Nurse Leaders, MA-RI](#).

[Terms & Conditions](#) | [Sitemap](#)

[About PatientCareLink](#) | [For Patients & Families](#) | [Hospital Data](#) | [Success Stories](#) | [Participant Login](#)

© 2013 PatientCareLink. All rights reserved. Website designed by [Boston Interactive](#)



Glossary of Health Care Terms | Search: Keywords...



- About PatientCareLink
- Hospital Data
- Success Stories
- Improving Patient Care
- Workforce
- For Patients & Families

Home » Hospital Data » Staffing Plans & Reports » 2009 Reports » St. Elizabeth's Medical Center » St. Elizabeth's Medical Center - SICU

Hospital Data

Staffing Plans & Reports

- [2013 Plans](#)
- [2012 Reports](#)
- [2011 Reports](#)
- [2010 Reports](#)
- [2009 Reports](#)
- [2008 Reports](#)
- [2007 Reports](#)
- [2006 Reports](#)
- [FAQ's About Staffing Plans](#)

Performance Measures

St. Elizabeth's Medical Center - SICU

Acute Care
[SICU](#)
 Adult Critical Care - Surgical

Date of Services Reported: FY 2009

Average Number of Patients Per Day:	4.38
-------------------------------------	------

Direct Caregivers	Scheduled Hours	Shift Length	Number of Staff						
			Mon	Tues	Wed	Thurs	Fri	Sat	Sun
Day Shift									
RN	7am-3pm	8.00	3.50	4.00	4.00	3.00	3.00	3.00	3.00
Unlicensed Assistive Personnel	7am-3pm	8.00	1.00	1.00	1.00	1.00	1.00		
Evening Shift									
RN	3pm-11pm	8.00	3.50	4.00	4.00	3.00	3.00	3.00	3.00
Night Shift									
RN	11pm-7am	8.00	3.00	4.00	4.00	3.00	3.00	3.00	3.00

Plan / Budgeted Direct WHPPD (Worked Hours Per Patient Day)	19.50
Actual Worked Hours Per Patient Day	20.34
% Difference	4.31%

Additional Care Team Members			
Click here for Care Team Member definitions			
Skills	Shift Coverage		
	Day	Evening	Night
Unit Nurse Management	X		
Staff Educator	X		
Clinical Nurse Specialist			
Unit Clerical Support	X	X	
1:1 Patient Observer	X	X	X
Admissions Nurse			
Patient Transport Team	X		
IV Therapy Team / Line Access	X		
Monitor Technician			
Rapid Response Team			
Respiratory Therapy Support	X	X	X
Nutritionist	X		
Rehab Activities (OT, PT, Speech)			
Clinical Pharmacist	X	X	X
Licensed Social Services / Case Management			

Additional Unit Information:

Surgical intensive care unit providing care to cardiothoracic, neurosurgical and complicated intensive care patients. Nursing Director has 24 hours per day accountability.

Spiritual Services	X	X	X
Hospitalist / NP / PA			
Intensivist / Neonatologist			
Nursing Student			
Recreation / Milieu Therapist			
Intern / Resident	X	X	X
Other			

The list of caregivers in these boxes were provided to all hospitals.



PatientCareLink is a joint effort of the [Massachusetts Hospital Association \(MHA\)](#) and the [Organization of Nurse Leaders, MA-RI](#).

[Terms & Conditions](#) | [Sitemap](#)

[About PatientCareLink](#) | [For Patients & Families](#) | [Hospital Data](#) | [Success Stories](#) | [Participant Login](#)

© 2013 PatientCareLink. All rights reserved. Website designed by [Boston Interactive](#)



Glossary of Health Care Terms | Search Keywords...



- About PatientCareLink
- Hospital Data
- Success Stories
- Improving Patient Care
- Workforce
- For Patients & Families

Home - Hospital Data -> Staffing Plans & Reports -> 2009 Reports -> St. Elizabeth's Medical Center -> St. Elizabeth's Medical Center - Neurology

Hospital Data

Staffing Plans & Reports

- [2013 Plans](#)
- [2012 Reports](#)
- [2011 Reports](#)
- [2010 Reports](#)
- [2009 Reports](#)
- [2008 Reports](#)
- [2007 Reports](#)
- [2006 Reports](#)
- [FAQ's About Staffing Plans](#)

Performance Measures

St. Elizabeth's Medical Center - Neurology

Acute Care
Neurology
 Adult Medical / Surgical Combined - Neurosurgery / Neurology

Date of Services Reported: FY 2009

Average Number of Patients Per Day:	11.67
-------------------------------------	-------

Direct Caregivers	Scheduled Hours	Shift Length	Number of Staff							
			Mon	Tues	Wed	Thurs	Fri	Sat	Sun	
Day Shift										
RN	7am-3pm	8.00	3.00	3.00	3.00	3.00	3.00	3.00	3.00	3.00
Unlicensed Assistive Personnel	7am-3pm	8.00	1.00	1.00	1.00	1.00	1.00	1.00	1.00	1.00
Evening Shift										
Unlicensed Assistive Personnel	3pm-11pm	8.00	3.00	3.00	3.00	3.00	3.00	3.00	3.00	3.00
Unlicensed Assistive Personnel	3pm-11pm	8.00	2.00	2.00	2.00	2.00	2.00	1.00	1.00	1.00
Night Shift										
RN	11pm-7am	8.00	2.00	2.00	2.00	2.00	2.00	2.00	2.00	2.00
Unlicensed Assistive Personnel	11pm-7am	8.00	1.00	1.00	1.00	1.00	1.00	1.00	1.00	1.00

Plan / Budgeted Direct WHPPD (Worked Hours Per Patient Day)	8.01
Actual Worked Hours Per Patient Day	9.13
% Difference	13.98%
Click here for more information	

Additional Care Team Members			
Click here for Care Team Member definitions			
Skills	Shift Coverage		
	Day	Evening	Night
Unit Nurse Management	X		
Staff Educator	X		
Clinical Nurse Specialist			
Unit Clerical Support	X	X	
1:1 Patient Observer	X	X	X
Admissions Nurse			
Patient Transport Team	X		
IV Therapy Team / Line Access	X		
Monitor Technician			
Rapid Response Team			
Respiratory Therapy Support	X	X	X
Nutritionist	X		
Rehab Activities (OT, PT, Speech)			

Additional Unit Information:
 Dedicated to the care of neurosurgical, neurology and urology patients. Nursing Director has 24 hours per day accountability.

Clinical Pharmacist	X	X	X
Licensed Social Services / Case Management			
Spiritual Services	X	X	X
Hospitalist / NP / PA			
Intensivist / Neonatologist			
Nursing Student			
Recreation / Milieu Therapist			
Intern / Resident	X	X	X
Other			

The list of caregivers in these boxes were provided to all hospitals.



PatientCareLink is a joint effort of the [Massachusetts Hospital Association \(MHA\)](#) and the [Organization of Nurse Leaders, MA-RI](#).

[Terms & Conditions](#) | [Sitemap](#)

[About PatientCareLink](#) | [For Patients & Families](#) | [Hospital Data](#) | [Success Stories](#) | [Participant Login](#)

© 2013 PatientCareLink. All rights reserved. Website designed by [Boston Interactive](#)



Glossary of Health Care Terms | Search Keywords...



- About PatientCareLink
- Hospital Data
- Success Stories
- Improving Patient Care
- Workforce
- For Patients & Families

Home - Hospital Data - Staffing Plans & Reports - 2009 Reports - St. Elizabeth's Medical Center - St. Elizabeth's Medical Center - Neurology Step-Down

Hospital Data

Staffing Plans & Reports

- [2013 Plans](#)
- [2012 Reports](#)
- [2011 Reports](#)
- [2010 Reports](#)
- [2009 Reports](#)
- [2008 Reports](#)
- [2007 Reports](#)
- [2006 Reports](#)
- [FAQ's About Staffing Plans](#)

Performance Measures

St. Elizabeth's Medical Center - Neurology Step-Down

Acute Care
[Neurology Step-Down](#)
 Adult Step-Down - Medical / Surgical Combined

Date of Services Reported: FY 2009

Average Number of Patients Per Day:	2.05
-------------------------------------	------

Direct Caregivers	Scheduled Hours	Shift Length	Number of Staff						
			Mon	Tues	Wed	Thurs	Fri	Sat	Sun
Day Shift									
RN	7am-3pm	8.00	1.50	1.50	1.50	1.50	1.50	1.50	1.50
Evening Shift									
RN	3pm-11pm	8.00	1.50	1.50	1.50	1.50	1.50	1.50	1.50
Night Shift									
RN	11pm-7am	8.00	1.00	1.00	1.00	1.00	1.00	1.00	1.00

Plan / Budgeted Direct WHPPD (Worked Hours Per Patient Day)	15.57
Actual Worked Hours Per Patient Day	12.28
% Difference	-21.13%
Click here for more information	

Additional Care Team Members			
Click here for Care Team Member definitions			
Skills	Shift Coverage		
	Day	Evening	Night
Unit Nurse Management	X		
Staff Educator	X		
Clinical Nurse Specialist			
Unit Clerical Support	X		
1:1 Patient Observer	X	X	X
Admissions Nurse			
Patient Transport Team	X		
IV Therapy Team / Line Access	X		
Monitor Technician			
Rapid Response Team			
Respiratory Therapy Support	X	X	X
Nutritionist	X		
Rehab Activities (OT, PT, Speech)			
Clinical Pharmacist	X	X	X
Licensed Social Services / Case Management			

Additional Unit Information:
 A four bed step-down unit which provides invasive as well as non-invasive monitoring to more acute neurology and neurosurgical patients. Nursing Director has 24 hours per day accountability.

Spiritual Services	X	X	X
Hospitalist / NP / PA			
Intensivist / Neonatologist			
Nursing Student			
Recreation / Milieu Therapist			
Intern / Resident	X	X	X
Other			

The list of caregivers in these boxes were provided to all hospitals.



PatientCareLink is a joint effort of the [Massachusetts Hospital Association \(MHA\)](#) and the [Organization of Nurse Leaders, MA-RI](#).

[Terms & Conditions](#) | [Sitemap](#)

[About PatientCareLink](#) | [For Patients & Families](#) | [Hospital Data](#) | [Success Stories](#) | [Participant Login](#)

© 2013 PatientCareLink. All rights reserved. Website designed by [Boston Interactive](#)



Glossary of Health Care Terms | Search Keywords...



- About PatientCareLink
- Hospital Data
- Success Stories
- Improving Patient Care
- Workforce
- For Patients & Families

Home - Hospital Data - Staffing Plans & Reports - 2009 Reports - St. Elizabeth's Medical Center - St. Elizabeth's Medical Center - SECAP

Hospital Data

Staffing Plans & Reports

[2013 Plans](#)

[2012 Reports](#)

[2011 Reports](#)

[2010 Reports](#)

[2009 Reports](#)

[2008 Reports](#)

[2007 Reports](#)

[2006 Reports](#)

[FAQ's About Staffing Plans](#)

Performance Measures

St. Elizabeth's Medical Center - SECAP

Acute Care

[SECAP](#)

Behavioral Health - Adult - Substance Abuse

Date of Services Reported: FY 2009

Average Number of Patients Per Day:	6.49
-------------------------------------	------

Direct Caregivers	Scheduled Hours	Shift Length	Number of Staff						
			Mon	Tues	Wed	Thurs	Fri	Sat	Sun
Day Shift									
RN	7am-3pm	8.00	2.00	2.00	2.00	2.00	2.00	2.00	2.00
Evening Shift									
RN	3pm-11pm	8.00	2.00	2.00	2.00	2.00	2.00	2.00	2.00
Night Shift									
RN	11pm-7am	8.00	1.00	1.00	1.00	1.00	1.00	1.00	1.00
Unlicensed Assistive Personnel	11pm-7am	8.00	1.00	1.00	1.00	1.00	1.00	1.00	1.00

Plan / Budgeted Direct WHPPD (Worked Hours Per Patient Day)	7.38
Actual Worked Hours Per Patient Day	6.06
% Difference	-17.80%
Click here for more information	

Additional Care Team Members			
Click here for Care Team Member definitions			
Skills	Shift Coverage		
	Day	Evening	Night
Unit Nurse Management	X		
Staff Educator	X		
Clinical Nurse Specialist			
Unit Clerical Support	X		
1:1 Patient Observer	X	X	X
Admissions Nurse			
Patient Transport Team	X		
IV Therapy Team / Line Access	X		
Monitor Technician			
Rapid Response Team			
Respiratory Therapy Support	X	X	X
Nutritionist	X		
Rehab Activities (OT, PT, Speech)			
Clinical Pharmacist	X	X	X

Additional Unit Information:

This unit provides inpatient detoxification and substance abuse treatment as well as ambulatory detoxification. Nursing Director has 24 hours per day accountability.

Licensed Social Services / Case Management			
Spiritual Services	X	X	X
Hospitalist / NP / PA			
Intensivist / Neonatologist			
Nursing Student			
Recreation / Milieu Therapist			
Intern / Resident	X	X	X
Other			

The list of caregivers in these boxes were provided to all hospitals.



PatientCareLink is a joint effort of the [Massachusetts Hospital Association \(MHA\)](#) and the [Organization of Nurse Leaders, MA-RJ](#).

[Terms & Conditions](#) | [Sitemap](#)

[About PatientCareLink](#) | [For Patients & Families](#) | [Hospital Data](#) | [Success Stories](#) | [Participant Login](#)

© 2013 PatientCareLink. All rights reserved. Website designed by [Boston Interactive](#)



[Glossary of Health Care Terms](#) | [Search Keywords...](#)



- About PatientCareLink
- Hospital Data
- Success Stories
- Improving Patient Care
- Workforce
- For Patients & Families

[Home](#) » [Hospital Data](#) » [Staffing Plans & Reports](#) » [2009 Reports](#) » [St. Elizabeth's Medical Center](#) » St. Elizabeth's Medical Center - CCU

Hospital Data

Staffing Plans & Reports

[2013 Plans](#)

[2012 Reports](#)

[2011 Reports](#)

[2010 Reports](#)

[2009 Reports](#)

[2008 Reports](#)

[2007 Reports](#)

[2006 Reports](#)

[FAQ's About Staffing Plans](#)

Performance Measures

St. Elizabeth's Medical Center - CCU

Acute Care

[CCU](#)

Adult Critical Care - Coronary Care

Date of Services Reported: **FY 2009**

Average Number of Patients Per Day:	4.78
-------------------------------------	------

Direct Caregivers	Scheduled Hours	Shift Length	Number of Staff						
			Mon	Tues	Wed	Thurs	Fri	Sat	Sun
Day Shift									
RN	7am-3pm	8.00	4.00	4.00	4.00	4.00	4.00	3.00	3.00
Evening Shift									
RN	3pm-11pm	8.00	4.00	4.00	4.00	4.00	4.00	3.00	3.00
Night Shift									
RN	11pm-7am	8.00	4.00	4.00	4.00	4.00	3.00	3.00	3.00

Plan / Budgeted Direct WHPPD (Worked Hours Per Patient Day)	18.37
Actual Worked Hours Per Patient Day	20.06
% Difference	9.20%
Click here for more information	

Additional Care Team Members			
Click here for Care Team Member definitions			
Skills	Shift Coverage		
	Day	Evening	Night
Unit Nurse Management	X		
Staff Educator	X		
Clinical Nurse Specialist			
Unit Clerical Support	X	X	
1:1 Patient Observer	X	X	X
Admissions Nurse			
Patient Transport Team	X		
IV Therapy Team / Line Access	X		
Monitor Technician			
Rapid Response Team			
Respiratory Therapy Support	X	X	X
Nutritionist	X		
Rehab Activities (OT, PT, Speech)			
Clinical Pharmacist	X	X	X
Licensed Social Services / Case Management			

Additional Unit Information:
Intensive care unit providing care to critically ill cardiac and medical patients. Nursing Director has 24 hours per day accountability.

Spiritual Services	X	X	X
Hospitalist / NP / PA			
Intensivist / Neonatologist			
Nursing Student			
Recreation / Milieu Therapist			
Intern / Resident	X	X	X
Other			

The list of caregivers in these boxes were provided to all hospitals.



PatientCareLink is a joint effort of the [Massachusetts Hospital Association \(MHA\)](#) and the [Organization of Nurse Leaders, MA-RI](#).

[Terms & Conditions](#) | [Sitemap](#)

[About PatientCareLink](#) | [For Patients & Families](#) | [Hospital Data](#) | [Success Stories](#) | [Participant Login](#)

© 2013 PatientCareLink. All rights reserved. Website designed by [Boston Interactive](#)



Glossary of Health Care Terms | Search Keywords...



- About PatientCareLink
- Hospital Data
- Success Stories
- Improving Patient Care
- Workforce
- For Patients & Families

Home - Hospital Data - Staffing Plans & Reports - 2008 Reports - St. Elizabeth's Medical Center - St. Elizabeth's Medical Center - M6

Hospital Data

St. Elizabeth's Medical Center - M6

Staffing Plans & Reports

[2013 Plans](#)

[2012 Reports](#)

[2011 Reports](#)

[2010 Reports](#)

[2009 Reports](#)

[2008 Reports](#)

[2007 Reports](#)

[2006 Reports](#)

[FAQ's About Staffing Plans](#)

Performance Measures

Acute Care
M6
Adult Medical

Date of Services Reported: FY 2008

Average Number of Patients Per Day:	17.35
-------------------------------------	-------

Direct Caregivers	Scheduled Hours	Shift Length	Number of Staff							
			Mon	Tues	Wed	Thurs	Fri	Sat	Sun	
Day Shift										
RN	7am-3pm	8.00	4.00	4.00	4.00	4.00	4.00	4.00	4.00	4.00
Unlicensed Assistive Personnel	7am-3pm	8.00	3.00	3.00	3.00	3.00	3.00	3.00	3.00	3.00
Evening Shift										
RN	3pm-11pm	8.00	3.00	3.00	3.00	3.00	3.00	3.00	3.00	3.00
Unlicensed Assistive Personnel	3pm-11pm	8.00	2.00	2.00	2.00	2.00	2.00	2.00	2.00	2.00
Night Shift										
RN	11pm-7am	8.00	3.00	3.00	3.00	3.00	3.00	3.00	3.00	3.00
Unlicensed Assistive Personnel	11pm-7am	8.00	2.00	2.00	2.00	2.00	2.00	2.00	2.00	2.00

Plan / Budgeted Direct WHPPD (Worked Hours Per Patient Day)	7.79
Actual Worked Hours Per Patient Day	8.39
% Difference	7.68%
Click here for more information	

Additional Care Team Members			
Skills	Shift Coverage		
	Day	Evening	Night
Unit Nurse Management	X		
Staff Educator	X		
Clinical Nurse Specialist			
Unit Clerical Support	X	X	
1:1 Patient Observer	X	X	X
Admissions Nurse			
Patient Transport Team	X	X	X
IV Therapy Team / Line Access	X	X	
Monitor Technician			
Rapid Response Team			
Respiratory Therapy Support	X	X	X
Nutritionist	X		
Rehab Activities (OT, PT, Speech)	X		

Additional Unit Information:

General medical unit including those patients requiring pulmonary specialty. Nursing Director has 24 hours per day accountability.

Clinical Pharmacist			
Licensed Social Services / Case Management	X		
Spiritual Services	X	X	X
Hospitalist / NP / PA	X	X	X
Intensivist / Neonatologist			
Nursing Student	X		
Recreation / Milieu Therapist			
Intern / Resident	X	X	X
Other			

The list of caregivers in these boxes were provided to all hospitals.



PatientCareLink is a joint effort of the [Massachusetts Hospital Association \(MHA\)](#) and the [Organization of Nurse Leaders, MA-RI](#).

[Terms & Conditions](#) | [Sitemap](#)

[About PatientCareLink](#) | [For Patients & Families](#) | [Hospital Data](#) | [Success Stories](#) | [Participant Login](#)

© 2013 PatientCareLink. All rights reserved. Website designed by [Boston Interactive](#)



Glossary of Health Care Terms | Search Keywords...



- About PatientCareLink
- Hospital Data
- Success Stories
- Improving Patient Care
- Workforce
- For Patients & Families

Home - Hospital Data » Staffing Plans & Reports » 2008 Reports » St. Elizabeth's Medical Center » St. Elizabeth's Medical Center - M6 Step-Down

Hospital Data

Staffing Plans & Reports

[2013 Plans](#)

[2012 Reports](#)

[2011 Reports](#)

[2010 Reports](#)

[2009 Reports](#)

[2008 Reports](#)

[2007 Reports](#)

[2006 Reports](#)

[FAQ's About Staffing Plans](#)

Performance Measures

St. Elizabeth's Medical Center - M6 Step-Down

Acute Care

[M6 Step-Down](#)

Adult Step-Down - Medical

Date of Services Reported: FY 2008

Average Number of Patients Per Day:	3.89
-------------------------------------	------

Direct Caregivers	Scheduled Hours	Shift Length	Number of Staff						
			Mon	Tues	Wed	Thurs	Fri	Sat	Sun
Day Shift									
RN	7am-3pm	8.00	2.00	2.00	2.00	2.00	2.00	2.00	1.00
Evening Shift									
RN	3pm-11pm	8.00	2.00	2.00	2.00	2.00	2.00	2.00	1.00
Night Shift									
RN	11pm-7am	8.00	2.00	2.00	2.00	2.00	2.00	2.00	1.00

Plan / Budgeted Direct WHPPD (Worked Hours Per Patient Day)	11.40
Actual Worked Hours Per Patient Day	11.89
% Difference	4.28%

Additional Care Team Members			
Click here for Care Team Member definitions			
Skills	Shift Coverage		
	Day	Evening	Night
Unit Nurse Management	X		
Staff Educator	X		
Clinical Nurse Specialist			
Unit Clerical Support	X	X	X
1:1 Patient Observer	X	X	X
Admissions Nurse			
Patient Transport Team	X	X	X
IV Therapy Team / Line Access	X	X	
Monitor Technician			
Rapid Response Team			
Respiratory Therapy Support	X	X	X
Nutritionist	X		
Rehab Activities (OT, PT, Speech)	X		
Clinical Pharmacist			
Licensed Social Services / Case Management	X		
Spiritual Services	X	X	X

Additional Unit Information:

A five bed step-down for medically complex pulmonary patients. Nursing Director has 24 hours per day accountability.

Hospitalist / NP / PA	X	X	X
Intensivist / Neonatologist			
Nursing Student	X		
Recreation / Milieu Therapist			
Intern / Resident	X	X	X
Other			

The list of caregivers in these boxes were provided to all hospitals.



PatientCareLink is a joint effort of the [Massachusetts Hospital Association \(MHA\)](#) and the [Organization of Nurse Leaders, MA-RI](#).

[Terms & Conditions](#) | [Sitemap](#)

[About PatientCareLink](#) | [For Patients & Families](#) | [Hospital Data](#) | [Success Stories](#) | [Participant Login](#)

© 2013 PatientCareLink. All rights reserved. Website designed by [Boston Interactive](#)



- About PatientCareLink
- Hospital Data
- Success Stories
- Improving Patient Care
- Workforce
- For Patients & Families

Home » Hospital Data » Staffing Plans & Reports » 2008 Reports » St. Elizabeth's Medical Center » St. Elizabeth's Medical Center - M7

Hospital Data

Staffing Plans & Reportsa

- [2013 Plans](#)
- [2012 Reports](#)
- [2011 Reports](#)
- [2010 Reports](#)
- [2009 Reports](#)
- [2008 Reports](#)
- [2007 Reports](#)
- [2006 Reports](#)
- [FAQ's About Staffing Plans](#)

Performance Measures

St. Elizabeth's Medical Center - M7

Acute Care
[M7](#)
 Adult Medical - Oncology

Date of Services Reported: FY 2008

Average Number of Patients Per Day:	21.48
-------------------------------------	-------

Direct Caregivers	Scheduled Hours	Shift Length	Number of Staff						
			Mon	Tues	Wed	Thurs	Fri	Sat	Sun
Day Shift									
RN	7am-3pm	8.00	5.00	5.00	5.00	5.00	5.00	5.00	5.00
Unlicensed Assistive Personnel	7am-3pm	8.00	3.00	3.00	3.00	3.00	3.00	3.00	3.00
Evening Shift									
RN	3pm-11pm	8.00	4.00	4.00	4.00	4.00	4.00	4.00	4.00
Unlicensed Assistive Personnel	3pm-11pm	8.00	2.00	2.00	2.00	2.00	2.00	2.00	2.00
Night Shift									
RN	11pm-7am	8.00	4.00	4.00	4.00	4.00	4.00	4.00	4.00
Unlicensed Assistive Personnel	11pm-7am	8.00	2.00	2.00	2.00	2.00	2.00	2.00	2.00

Plan / Budgeted Direct WHPPD (Worked Hours Per Patient Day)	7.41
Actual Worked Hours Per Patient Day	7.70
% Difference	3.88%

Additional Care Team Members			
Click here for Care Team Member definitions			
Skills	Shift Coverage		
	Day	Evening	Night
Unit Nurse Management	X		
Staff Educator	X		
Clinical Nurse Specialist			
Unit Clerical Support	X	X	
1:1 Patient Observer	X	X	X
Admissions Nurse			
Patient Transport Team	X	X	X
IV Therapy Team / Line Access	X	X	
Monitor Technician			
Rapid Response Team			
Respiratory Therapy Support	X	X	X
Nutritionist	X		
Rehab Activities (OT, PT, Speech)	X		
Clinical Pharmacist			

Additional Unit Information:
 Medical unit with hematology/oncology focus, general medical and short stay procedures. Short stay patients include cardiac cath, liver biopsies, arteriograms and recovery from conscious sedation. Nursing Director has 24 hours per day accountability.

Licensed Social Services / Case Management	X		
Spiritual Services	X	X	X
Hospitalist / NP / PA	X	X	X
Intensivist / Neonatologist			
Nursing Student	X		
Recreation / Milieu Therapist			
Intern / Resident	X	X	X
Other			

The list of caregivers in these boxes were provided to all hospitals.



PatientCareLink is a joint effort of the [Massachusetts Hospital Association \(MHA\)](#) and the [Organization of Nurse Leaders, MA-RI](#).

[Terms & Conditions](#) | [Sitemap](#)

[About PatientCareLink](#) | [For Patients & Families](#) | [Hospital Data](#) | [Success Stories](#) | [Participant Login](#)

© 2013 PatientCareLink. All rights reserved. Website designed by [Boston Interactive](#)



[Glossary of Health Care Terms](#) | [Search: Keywords...](#)



About PatientCareLink	Hospital Data	Success Stories	Improving Patient Care	Workforce	For Patients & Families
---------------------------------------	-------------------------------	---------------------------------	--	---------------------------	---

[Home](#) » [Hospital Data](#) » [Staffing Plans & Reports](#) » [2008 Reports](#) » [St. Elizabeth's Medical Center](#) » St. Elizabeth's Medical Center - NICU

Hospital Data

Staffing Plans & Reports

[2013 Plans](#)

[2012 Reports](#)

[2011 Reports](#)

[2010 Reports](#)

[2009 Reports](#)

[2008 Reports](#)

[2007 Reports](#)

[2006 Reports](#)

[FAQ's About Staffing Plans](#)

Performance Measures

St. Elizabeth's Medical Center - NICU

Acute Care

[NICU](#)

Neonate Level III/IV Critical Care

Date of Services Reported: FY 2008

Average Number of Patients Per Day:	7.98
-------------------------------------	------

Direct Caregivers	Scheduled Hours	Shift Length	Number of Staff						
			Mon	Tues	Wed	Thurs	Fri	Sat	Sun
Day Shift									
RN	7am-3pm	8.00	5.00	5.00	5.00	5.00	5.00	5.00	5.00
Evening Shift									
RN	3pm-11pm	8.00	5.00	5.00	5.00	5.00	5.00	5.00	5.00
Night Shift									
RN	11pm-7am	8.00	5.00	5.00	5.00	5.00	5.00	5.00	5.00

Plan / Budgeted Direct WHPPD (Worked Hours Per Patient Day)	14.96
Actual Worked Hours Per Patient Day	12.84
% Difference	-14.19%
Click here for more information	

Additional Care Team Members			
Click here for Care Team Member definitions			
Skills	Shift Coverage		
	Day	Evening	Night
Unit Nurse Management	X		
Staff Educator	X		
Clinical Nurse Specialist			
Unit Clerical Support	X	X	
1:1 Patient Observer			
Admissions Nurse			
Patient Transport Team			
IV Therapy Team / Line Access			
Monitor Technician			
Rapid Response Team			
Respiratory Therapy Support	X	X	X
Nutritionist	X		
Rehab Activities (OT, PT, Speech)	X		
Clinical Pharmacist	X		
Licensed Social Services / Case Management	X		

Additional Unit Information:
Level III intensive care nursery. Nursing Director has 24 hours per day accountability.

Spiritual Services	X	X	X
Hospitalist / NP / PA			
Intensivist / Neonatologist	X	X	X
Nursing Student			
Recreation / Milieu Therapist			
Intern / Resident	X	X	X
Other			

The list of caregivers in these boxes were provided to all hospitals.



PatientCareLink is a joint effort of the [Massachusetts Hospital Association \(MHA\)](#) and the [Organization of Nurse Leaders, MA-RI](#).

[Terms & Conditions](#) | [Sitemap](#)

[About PatientCareLink](#) | [For Patients & Families](#) | [Hospital Data](#) | [Success Stories](#) | [Participant Login](#)

© 2013 PatientCareLink. All rights reserved. Website designed by [Boston Interactive](#)



Glossary of Health Care Terms | Search Keywords...



- About PatientCareLink
- Hospital Data
- Success Stories
- Improving Patient Care
- Workforce
- For Patients & Families

Home - Hospital Data - Staffing Plans & Reports - 2008 Reports - St. Elizabeth's Medical Center - St. Elizabeth's Medical Center - RICU

Hospital Data

St. Elizabeth's Medical Center - RICU

Staffing Plans & Reports

- [2013 Plans](#)
- [2012 Reports](#)
- [2011 Reports](#)
- [2010 Reports](#)
- [2009 Reports](#)
- [2008 Reports](#)
- [2007 Reports](#)
- [2006 Reports](#)
- [FAQ's About Staffing Plans](#)

Performance Measures

Acute Care
RICU
 Adult Critical Care - Pulmonary

Date of Services Reported: FY 2008

Average Number of Patients Per Day:	5.42
-------------------------------------	------

Direct Caregivers	Scheduled Hours	Shift Length	Number of Staff						
			Mon	Tues	Wed	Thurs	Fri	Sat	Sun
Day Shift									
RN	7am-3pm	8.00	3.00	4.00	4.00	4.00	3.00	3.00	3.00
Unlicensed Assistive Personnel	7am-3pm	8.00	1.00	1.00	1.00	1.00	1.00		
Evening Shift									
RN	3pm-11pm	8.00	3.00	4.00	4.00	4.00	3.00	3.00	3.00
Night Shift									
RN	11pm-7am	8.00	3.00	4.00	4.00	4.00	3.00	3.00	3.00

Plan / Budgeted Direct WHPPD (Worked Hours Per Patient Day)	16.16
Actual Worked Hours Per Patient Day	19.02
% Difference	17.67%
Click here for more information	

Additional Care Team Members			
Click here for Care Team Member definitions			
Skills	Shift Coverage		
	Day	Evening	Night
Unit Nurse Management	X		
Staff Educator	X		
Clinical Nurse Specialist			
Unit Clerical Support	X	X	X
1:1 Patient Observer	X	X	X
Admissions Nurse			
Patient Transport Team	X	X	X
IV Therapy Team / Line Access			
Monitor Technician			
Rapid Response Team			
Respiratory Therapy Support	X	X	X
Nutritionist	X		
Rehab Activities (OT, PT, Speech)	X		
Clinical Pharmacist			
	X		

Additional Unit Information:

Medical intensive care unit dedicated to care of the acutely ill medical respiratory patient. Nursing Director has 24 hours per day accountability.

Licensed Social Services / Case Management			
Spiritual Services	X	X	X
Hospitallist / NP / PA	X	X	X
Intensivist / Neonatologist			
Nursing Student	X		
Recreation / Milieu Therapist			
Intern / Resident	X	X	X
Other			

The list of caregivers in these boxes were provided to all hospitals.



PatientCareLink is a joint effort of the [Massachusetts Hospital Association \(MHA\)](#) and the [Organization of Nurse Leaders, MA-RI](#).

[Terms & Conditions](#) | [Sitemap](#)

[About PatientCareLink](#) | [For Patients & Families](#) | [Hospital Data](#) | [Success Stories](#) | [Participant Login](#)

© 2013 PatientCareLink. All rights reserved. Website designed by [Boston Interactive](#)



Glossary of Health Care Terms | Search Keywords...

GO

[About PatientCareLink](#) |
 [Hospital Data](#) |
 [Success Stories](#) |
 [Improving Patient Care](#) |
 [Workforce](#) |
 [For Patients & Families](#)

Home - [Hospital Data](#) - [Staffing Plans & Reports](#) - [2008 Reports](#) - [St. Elizabeth's Medical Center](#) - St. Elizabeth's Medical Center - Seton 5 West

Hospital Data

Staffing Plans & Reports

[2013 Plans](#)

[2012 Reports](#)

[2011 Reports](#)

[2010 Reports](#)

[2009 Reports](#)

[2008 Reports](#)

[2007 Reports](#)

[2006 Reports](#)

[FAQ's About Staffing Plans](#)

Performance Measures

St. Elizabeth's Medical Center - Seton 5 West

Acute Care

[Seton 5 West](#)

Behavioral Health

Date of Services Reported: FY 2008

Average Number of Patients Per Day:	21.84
-------------------------------------	-------

Direct Caregivers	Scheduled Hours	Shift Length	Number of Staff							
			Mon	Tues	Wed	Thurs	Fri	Sat	Sun	
Day Shift										
RN	7am-3pm	8.00	4.00	4.00	4.00	4.00	4.00	4.00	4.00	4.00
Mental Health Counselor	7am-3pm	8.00	4.00	4.00	4.00	4.00	4.00	4.00	4.00	4.00

Evening Shift										
RN	3pm-11pm	8.00	5.00	5.00	5.00	5.00	5.00	5.00	4.00	4.00
Mental Health Counselor	3pm-11pm	8.00	4.00	4.00	4.00	4.00	4.00	4.00	4.00	4.00

Night Shift										
RN	11pm-7am	8.00	3.00	3.00	3.00	3.00	3.00	3.00	3.00	3.00
Mental Health Counselor	11pm-7am	8.00	3.00	3.00	3.00	3.00	3.00	3.00	3.00	3.00

Plan / Budgeted Direct WHPPD (Worked Hours Per Patient Day)	8.28
Actual Worked Hours Per Patient Day	7.22
% Difference	-12.77%
Click here for more information	

Additional Care Team Members			
Click here for Care Team Member definitions			
Skills	Shift Coverage		
	Day	Evening	Night
Unit Nurse Management	X		
Staff Educator	X		
Clinical Nurse Specialist			
Unit Clerical Support	X	X	
1:1 Patient Observer	X	X	X
Admissions Nurse		X	
Patient Transport Team	X	X	X
IV Therapy Team / Line Access	X	X	
Monitor Technician			
Rapid Response Team			
Respiratory Therapy Support	X	X	X
Nutritionist	X		
Rehab Activities (OT, PT, Speech)	X		

Additional Unit Information:
 Secured patient unit for voluntary psychiatric admissions. Provides progressive care and therapeutic milieu until discharge. Nursing Director has 24 hours per day accountability.

Clinical Pharmacist			
Licensed Social Services / Case Management	X		
Spiritual Services	X	X	X
Hospitalist / NP / PA	X	X	X
Intensivist / Neonatologist			
Nursing Student	X		
Recreation / Milieu Therapist	X		
Intern / Resident	X	X	X
Other			

The list of caregivers in these boxes were provided to all hospitals.



PatientCareLink is a joint effort of the [Massachusetts Hospital Association \(MHA\)](#) and the [Organization of Nurse Leaders, MA-RI](#).

[Terms & Conditions](#) | [Sitemap](#)

[About PatientCareLink](#) | [For Patients & Families](#) | [Hospital Data](#) | [Success Stories](#) | [Participant Login](#)

© 2013 PatientCareLink. All rights reserved. Website designed by [Boston Interactive](#)



Glossary of Health Care Terms | Search Keywords...



[About PatientCareLink](#) |
 [Hospital Data](#) |
 [Success Stories](#) |
 [Improving Patient Care](#) |
 [Workforce](#) |
 [For Patients & Families](#)

Home > [Hospital Data](#) > [Staffing Plans & Reports](#) > [2008 Reports](#) > [St. Elizabeth's Medical Center](#) > St. Elizabeth's Medical Center > Seton 6 West

Hospital Data

Staffing Plans & Reports

- [2013 Plans](#)
- [2012 Reports](#)
- [2011 Reports](#)
- [2010 Reports](#)
- [2009 Reports](#)
- [2008 Reports](#)
- [2007 Reports](#)
- [2006 Reports](#)
- [FAQ's About Staffing Plans](#)

Performance Measures

St. Elizabeth's Medical Center - Seton 6 West

Acute Care
[Seton 6 West](#)
 Adult Medical - Cardiac

Date of Services Reported: FY 2008

Average Number of Patients Per Day:	16.16
-------------------------------------	-------

Direct Caregivers	Scheduled Hours	Shift Length	Number of Staff							
			Mon	Tues	Wed	Thurs	Fri	Sat	Sun	
Day Shift										
RN	7am-3pm	8.00	4.00	4.00	4.00	4.00	4.00	4.00	4.00	4.00
Unlicensed Assistive Personnel	7am-3pm	8.00	2.00	2.00	2.00	2.00	2.00	2.00	2.00	2.00
Evening Shift										
RN	3pm-11pm	8.00	4.00	4.00	4.00	4.00	4.00	3.00	3.00	3.00
Unlicensed Assistive Personnel	3pm-11pm	8.00	2.00	2.00	2.00	2.00	2.00	2.00	2.00	2.00
Night Shift										
RN	11pm-7am	8.00	3.00	3.00	3.00	3.00	3.00	3.00	3.00	3.00
Unlicensed Assistive Personnel	11pm-7am	8.00	1.00	1.00	1.00	1.00	1.00	1.00	1.00	1.00

Plan / Budgeted Direct WHPPD (Worked Hours Per Patient Day)	7.74
Actual Worked Hours Per Patient Day	8.34
% Difference	7.71%
Click here for more information	

Additional Care Team Members			
Click here for Care Team Member definitions			
Skills	Shift Coverage		
	Day	Evening	Night
Unit Nurse Management	X		
Staff Educator	X		
Clinical Nurse Specialist			
Unit Clerical Support	X	X	
1:1 Patient Observer	X	X	X
Admissions Nurse			
Patient Transport Team	X	X	X
IV Therapy Team / Line Access	X	X	
Monitor Technician			
Rapid Response Team			
Respiratory Therapy Support	X	X	X
Nutritionist	X		
Rehab Activities (OT, PT, Speech)	X		

Additional Unit Information:
 Medical telemetry unit with cardiology focus. Includes peritoneal, angioplasty and post-cath patients. Nursing Director has 24 hours per day accountability.

Clinical Pharmacist			
Licensed Social Services / Case Management	X		
Spiritual Services	X	X	X
Hospitalist / NP / PA	X	X	X
Intensivist / Neonatologist			
Nursing Student	X		
Recreation / Milieu Therapist			
Intern / Resident	X	X	X
Other			

The list of caregivers in these boxes were provided to all hospitals.



PatientCareLink is a joint effort of the [Massachusetts Hospital Association \(MHA\)](#) and the [Organization of Nurse Leaders, MA-RI](#).

[Terms & Conditions](#) | [Sitemap](#)

[About PatientCareLink](#) | [For Patients & Families](#) | [Hospital Data](#) | [Success Stories](#) | [Participant Login](#)

© 2013 PatientCareLink. All rights reserved. Website designed by [Boston Interactive](#)



Glossary of Health Care Terms | Search Keywords...



[About PatientCareLink](#) |
 [Hospital Data](#) |
 [Success Stories](#) |
 [Improving Patient Care](#) |
 [Workforce](#) |
 [For Patients & Families](#)

Home - [Hospital Data](#) - [Staffing Plans & Reports](#) - [2008 Reports](#) - [St. Elizabeth's Medical Center](#) - St. Elizabeth's Medical Center - Seton 6 West Step Down

Hospital Data

Staffing Plans & Reports

- [2013 Plans](#)
- [2012 Reports](#)
- [2011 Reports](#)
- [2010 Reports](#)
- [2009 Reports](#)
- [2008 Reports](#)
- [2007 Reports](#)
- [2006 Reports](#)
- [FAQ's About Staffing Plans](#)

Performance Measures

St. Elizabeth's Medical Center - Seton 6 West Step Down

Acute Care
[Seton 6 West Step Down](#)
 Adult Step-Down - Cardiac

Date of Services Reported: FY 2008

Average Number of Patients Per Day:	6.39
-------------------------------------	------

Direct Caregivers	Scheduled Hours	Shift Length	Number of Staff						
			Mon	Tues	Wed	Thurs	Fri	Sat	Sun
Day Shift									
RN	7am-3pm	8.00	2.00	2.00	2.00	2.00	2.00	2.00	2.00
Unlicensed Assistive Personnel	7am-3pm	8.00	1.00	1.00	1.00	1.00	1.00	1.00	1.00
Evening Shift									
RN	3pm-11pm	8.00	2.00	2.00	2.00	2.00	2.00	2.00	2.00
Unlicensed Assistive Personnel	3pm-11pm	8.00	1.00	1.00	1.00	1.00	1.00	1.00	1.00
Night Shift									
RN	11pm-7am	8.00	2.00	2.00	2.00	2.00	2.00	2.00	2.00
Unlicensed Assistive Personnel	11pm-7am	8.00	1.00	1.00	1.00	1.00	1.00	1.00	1.00

Plan / Budgeted Direct WHPPD (Worked Hours Per Patient Day)	11.20
Actual Worked Hours Per Patient Day	10.43
% Difference	-6.86%
Click here for more information	

Additional Care Team Members			
Click here for Care Team Member definitions			
Skills	Shift Coverage		
	Day	Evening	Night
Unit Nurse Management	X		
Staff Educator	X		
Clinical Nurse Specialist			
Unit Clerical Support	X	X	
1:1 Patient Observer	X	X	X
Admissions Nurse			
Patient Transport Team	X	X	X
IV Therapy Team / Line Access	X	X	
Monitor Technician			
Rapid Response Team			
Respiratory Therapy Support	X	X	X
Nutritionist	X		
Rehab Activities (OT, PT, Speech)	X		

Additional Unit Information:
 Intermediate care unit with telemetry. Patients include myocardial infarction, rule out myocardial infarction on nitroglycerin and heparin, and interventional cardiology procedures. Nursing Director has 24 hours per day accountability.

Clinical Pharmacist			
Licensed Social Services / Case Management	X		
Spiritual Services	X	X	X
Hospitalist / NP / PA	X	X	X
Intensivist / Neonatologist			
Nursing Student	X		
Recreation / Milieu Therapist			
Intern / Resident	X	X	X
Other			

The list of caregivers in these boxes were provided to all hospitals.



PatientCareLink is a joint effort of the [Massachusetts Hospital Association \(MHA\)](#) and the [Organization of Nurse Leaders, MA-RI](#).

[Terms & Conditions](#) | [Sitemap](#)

[About PatientCareLink](#) | [For Patients & Families](#) | [Hospital Data](#) | [Success Stories](#) | [Participant Login](#)

© 2013 PatientCareLink. All rights reserved. Website designed by [Boston Interactive](#)



[About PatientCareLink](#) |
 [Hospital Data](#) |
 [Success Stories](#) |
 [Improving Patient Care](#) |
 [Workforce](#) |
 [For Patients & Families](#)

Home -> [Hospital Data](#) -> [Staffing Plans & Reports](#) -> [2008 Reports](#) -> [St. Elizabeth's Medical Center](#) -> St. Elizabeth's Medical Center - Seton 7 East

Hospital Data

Staffing Plans & Reports

[2013 Plans](#)

[2012 Reports](#)

[2011 Reports](#)

[2010 Reports](#)

[2009 Reports](#)

[2008 Reports](#)

[2007 Reports](#)

[2006 Reports](#)

[FAQ's About Staffing Plans](#)

Performance Measures

St. Elizabeth's Medical Center - Seton 7 East

Acute Care

[Seton 7 East](#)

Adult Medical / Surgical Combined

Date of Services Reported: FY 2008

Average Number of Patients Per Day:	21.67
-------------------------------------	-------

Direct Caregivers	Scheduled Hours	Shift Length	Number of Staff						
			Mon	Tues	Wed	Thurs	Fri	Sat	Sun
Day Shift									
RN	7am-3pm	8.00	5.00	5.00	5.00	5.00	5.00	5.00	5.00
Unlicensed Assistive Personnel	7am-3pm	8.00	3.00	3.00	3.00	3.00	3.00	3.00	3.00

Evening Shift									
RN	3pm-11pm	8.00	4.00	4.00	4.00	4.00	4.00	4.00	4.00
Unlicensed Assistive Personnel	3pm-11pm	8.00	3.00	3.00	3.00	3.00	3.00	3.00	3.00

Night Shift									
RN	11pm-7am	8.00	4.00	4.00	4.00	4.00	4.00	4.00	4.00
Unlicensed Assistive Personnel	11pm-7am	8.00	2.00	2.00	2.00	2.00	2.00	2.00	2.00

Plan / Budgeted Direct WHPPD (Worked Hours Per Patient Day)	7.71
Actual Worked Hours Per Patient Day	7.57
% Difference	-1.86%

Additional Care Team Members			
Click here for Care Team Member definitions			
Skills	Shift Coverage		
	Day	Evening	Night
Unit Nurse Management	X		
Staff Educator	X		
Clinical Nurse Specialist			
Unit Clerical Support	X	X	
1:1 Patient Observer	X	X	X
Admissions Nurse			
Patient Transport Team	X	X	X
IV Therapy Team / Line Access	X	X	
Monitor Technician			
Rapid Response Team			
Respiratory Therapy Support	X	X	X
Nutritionist	X		
Rehab Activities (OT, PT, Speech)	X		
Clinical Pharmacist			

Additional Unit Information:

Surgical unit caring for orthopedic, cardiothoracic, bariatric and general surgery patients. Nursing Director has 24 hours per day accountability.

Licensed Social Services / Case Management	X		
Spiritual Services	X	X	X
Hospitalist / NP / PA	X		X
Intensivist / Neonatologist			
Nursing Student	X	X	
Recreation / Milieu Therapist			
Intern / Resident	X	X	X
Other			

The list of caregivers in these boxes were provided to all hospitals.



PatientCareLink is a joint effort of the [Massachusetts Hospital Association \(MHA\)](#) and the [Organization of Nurse Leaders, MA-RI](#).

[Terms & Conditions](#) | [Sitemap](#)

[About PatientCareLink](#) | [For Patients & Families](#) | [Hospital Data](#) | [Success Stories](#) | [Participant Login](#)

© 2013 PatientCareLink. All rights reserved. Website designed by [Boston Interactive](#)



- About PatientCareLink
- Hospital Data
- Success Stories
- Improving Patient Care
- Workforce
- For Patients & Families

Home - Hospital Data -> Staffing Plans & Reports -> 2008 Reports -> St. Elizabeth's Medical Center -> St. Elizabeth's Medical Center - Seton 7 East Step-Down

Hospital Data

Staffing Plans & Reports

[2013 Plans](#)

[2012 Reports](#)

[2011 Reports](#)

[2010 Reports](#)

[2009 Reports](#)

[2008 Reports](#)

[2007 Reports](#)

[2006 Reports](#)

[FAQ's About Staffing Plans](#)

Performance Measures

St. Elizabeth's Medical Center - Seton 7 East Step-Down

Acute Care

[Seton 7 East Step-Down](#)

Adult Step-Down - Surgical

Date of Services Reported: FY 2008

Average Number of Patients Per Day:	2.87
-------------------------------------	------

Direct Caregivers	Scheduled Hours	Shift Length	Number of Staff						
			Mon	Tues	Wed	Thurs	Fri	Sat	Sun
Day Shift									
RN	7am-3pm	8.00	1.00	1.00	2.00	2.00	1.00	1.00	1.00
Evening Shift									
RN	3pm-11pm	8.00	1.00	1.00	2.00	2.00	1.00	1.00	1.00
Night Shift									
RN	11pm-7am	8.00	1.00	1.00	2.00	2.00	1.00	1.00	1.00

Plan / Budgeted Direct WHPPD (Worked Hours Per Patient Day)	10.70
Actual Worked Hours Per Patient Day	13.40
% Difference	25.22%
Click here for more information	

Additional Care Team Members			
Click here for Care Team Member definitions			
Skills	Shift Coverage		
	Day	Evening	Night
Unit Nurse Management	X		
Staff Educator	X		
Clinical Nurse Specialist			
Unit Clerical Support	X	X	
1:1 Patient Observer	X	X	X
Admissions Nurse			
Patient Transport Team	X	X	X
IV Therapy Team / Line Access	X	X	
Monitor Technician			
Rapid Response Team			
Respiratory Therapy Support	X	X	X
Nutritionist	X		
Rehab Activities (OT, PT, Speech)	X		
Clinical Pharmacist			
Licensed Social Services / Case Management	X		

Additional Unit Information:
 A four bed step-down unit for monitoring cardiothoracic patients. Nursing Director has 24 hours per day accountability.

Spiritual Services	X	X	X
Hospitalist / NP / PA	X	X	X
Intensivist / Neonatologist			
Nursing Student	X	X	
Recreation / Milieu Therapist			
Intern / Resident	X	X	X
Other			

The list of caregivers in these boxes were provided to all hospitals.



PatientCareLink is a joint effort of the [Massachusetts Hospital Association \(MHA\)](#) and the [Organization of Nurse Leaders, MA-RI](#).

[Terms & Conditions](#) | [Sitemap](#)

[About PatientCareLink](#) | [For Patients & Families](#) | [Hospital Data](#) | [Success Stories](#) | [Participant Login](#)

© 2013 PatientCareLink. All rights reserved. Website designed by [Boston Interactive](#)



Glossary of Health Care Terms | Search Keywords...



- About PatientCareLink
- Hospital Data
- Success Stories
- Improving Patient Care
- Workforce
- For Patients & Families

Home - Hospital Data » Staffing Plans & Reports » 2008 Reports » St. Elizabeth's Medical Center » St. Elizabeth's Medical Center - SICU

Hospital Data

Staffing Plans & Reports

[2013 Plans](#)

[2012 Reports](#)

[2011 Reports](#)

[2010 Reports](#)

[2009 Reports](#)

[2008 Reports](#)

[2007 Reports](#)

[2006 Reports](#)

[FAQ's About Staffing Plans](#)

Performance Measures

St. Elizabeth's Medical Center - SICU

Acute Care

[SICU](#)

Adult Critical Care - Surgical

Date of Services Reported: FY 2008

Average Number of Patients Per Day:	4.42
-------------------------------------	------

Direct Caregivers	Scheduled Hours	Shift Length	Number of Staff						
			Mon	Tues	Wed	Thurs	Fri	Sat	Sun
Day Shift									
RN	7am-3pm	8.00	3.00	3.00	3.00	3.00	3.00	3.00	3.00
Unlicensed Assistive Personnel	7am-3pm	8.00	1.00	1.00	1.00	1.00	1.00		
Evening Shift									
RN	3pm-11pm	8.00	3.00	3.00	3.00	3.00	3.00	3.00	3.00
Night Shift									
RN	11pm-7am	8.00	3.00	3.00	3.00	3.00	3.00	3.00	3.00

Plan / Budgeted Direct WHPPD (Worked Hours Per Patient Day)	17.49
Actual Worked Hours Per Patient Day	20.86
% Difference	19.22%
Click here for more information	

Additional Care Team Members			
Click here for Care Team Member definitions			
Skills	Shift Coverage		
	Day	Evening	Night
Unit Nurse Management	X		
Staff Educator	X		
Clinical Nurse Specialist			
Unit Clerical Support	X	X	
1:1 Patient Observer	X	X	X
Admissions Nurse			
Patient Transport Team	X	X	X
IV Therapy Team / Line Access	X	X	
Monitor Technician			
Rapid Response Team			
Respiratory Therapy Support	X	X	X
Nutritionist	X		
Rehab Activities (OT, PT, Speech)	X		
Clinical Pharmacist			
	X		

Additional Unit Information:

Surgical intensive care unit providing care to cardiothoracic, neurosurgical, and complicated intensive care patients. Nursing Director has 24 hours per day accountability.

Licensed Social Services / Case Management			
Spiritual Services	X	X	X
Hospitalist / NP / PA	X	X	X
Intensivist / Neonatologist			
Nursing Student	X		
Recreation / Milieu Therapist			
Intern / Resident	X	X	X
Other			

The list of caregivers in these boxes were provided to all hospitals.



PatientCareLink is a joint effort of the [Massachusetts Hospital Association \(MHA\)](#) and the [Organization of Nurse Leaders, MA-RI](#).

[Terms & Conditions](#) | [Sitemap](#)

[About PatientCareLink](#) | [For Patients & Families](#) | [Hospital Data](#) | [Success Stories](#) | [Participant Login](#)

© 2013 PatientCareLink. All rights reserved. Website designed by [Boston Interactive](#)



Glossary of Health Care Terms | Search Keywords...



- About PatientCareLink
- Hospital Data
- Success Stories
- Improving Patient Care
- Workforce
- For Patients & Families

Home » Hospital Data » Staffing Plans & Reports » 2008 Reports » St. Elizabeth's Medical Center » St. Elizabeth's Medical Center - Neurology

Hospital Data

Staffing Plans & Reports

- [2013 Plans](#)
- [2012 Reports](#)
- [2011 Reports](#)
- [2010 Reports](#)
- [2009 Reports](#)
- [2008 Reports](#)
- [2007 Reports](#)
- [2006 Reports](#)
- [FAQ's About Staffing Plans](#)

Performance Measures

St. Elizabeth's Medical Center - Neurology

Acute Care
[Neurology](#)
 Adult Medical / Surgical Combined · Neurosurgery / Neurology

Date of Services Reported: FY 2008

Average Number of Patients Per Day:	12.96
-------------------------------------	-------

Direct Caregivers	Scheduled Hours	Shift Length	Number of Staff						
			Mon	Tues	Wed	Thurs	Fri	Sat	Sun
Day Shift									
RN	7am-3pm	8.00	3.00	3.00	3.00	4.00	3.00	3.00	3.00
Unlicensed Assistive Personnel	7am-3pm	8.00	2.00	2.00	2.00	2.00	2.00	2.00	2.00

Evening Shift									
RN	3pm-11pm	8.00	3.00	3.00	3.00	3.00	3.00	3.00	3.00
Unlicensed Assistive Personnel	3pm-11pm	8.00	2.00	2.00	2.00	2.00	2.00	2.00	2.00

Night Shift									
RN	11pm-7am	8.00	2.00	2.00	2.00	2.00	2.00	2.00	2.00
Unlicensed Assistive Personnel	11pm-7am	8.00	1.00	1.00	1.00	1.00	1.00	1.00	1.00

Plan / Budgeted Direct WHPPD (Worked Hours Per Patient Day)	8.07
Actual Worked Hours Per Patient Day	8.43
% Difference	4.54%

Additional Care Team Members			
Click here for Care Team Member definitions			
Skills	Shift Coverage		
	Day	Evening	Night
Unit Nurse Management	X		
Staff Educator	X		
Clinical Nurse Specialist			
Unit Clerical Support	X	X	
1:1 Patient Observer	X	X	X
Admissions Nurse			
Patient Transport Team	X	X	X
IV Therapy Team / Line Access	X	X	
Monitor Technician			
Rapid Response Team			
Respiratory Therapy Support	X	X	X
Nutritionist	X		
Rehab Activities (OT, PT, Speech)	X		
Clinical Pharmacist			

Additional Unit Information:

Dedicated to the care of neurosurgical, neurology and urology patients. Nursing Director has 24 hours per day accountability.

Licensed Social Services / Case Management	X		
Spiritual Services	X	X	X
Hospitalist / NP / PA	X	X	X
Intensivist / Neonatologist			
Nursing Student	X	X	
Recreation / Milieu Therapist			
Intern / Resident	X	X	X
Other			

The list of caregivers in these boxes were provided to all hospitals.



PatientCareLink is a joint effort of the [Massachusetts Hospital Association \(MHA\)](#) and the [Organization of Nurse Leaders, MA-RI](#).

[Terms & Conditions](#) | [Sitemap](#)

[About PatientCareLink](#) | [For Patients & Families](#) | [Hospital Data](#) | [Success Stories](#) | [Participant Login](#)

© 2013 PatientCareLink. All rights reserved. Website designed by [Boston Interactive](#)



Glossary of Health Care Terms | Search Keywords...

GO

- About PatientCareLink
- Hospital Data
- Success Stories
- Improving Patient Care
- Workforce
- For Patients & Families

Home » Hospital Data » Staffing Plans & Reports » 2008 Reports » St. Elizabeth's Medical Center » St. Elizabeth's Medical Center - Neurology Step-Down

Hospital Data

Staffing Plans & Reports

[2013 Plans](#)

[2012 Reports](#)

[2011 Reports](#)

[2010 Reports](#)

[2009 Reports](#)

[2008 Reports](#)

[2007 Reports](#)

[2006 Reports](#)

[FAQ's About Staffing Plans](#)

Performance Measures

St. Elizabeth's Medical Center - Neurology Step-Down

Acute Care

[Neurology Step-Down](#)

Adult Step-Down - Medical / Surgical Combined

Date of Services Reported: FY 2008

Average Number of Patients Per Day:	3.13
-------------------------------------	------

Direct Caregivers	Scheduled Hours	Shift Length	Number of Staff						
			Mon	Tues	Wed	Thurs	Fri	Sat	Sun
Day Shift									
RN	7am-3pm	8.00	2.00	2.00	2.00	2.00	2.00	1.00	1.00
Evening Shift									
RN	3pm-11pm	8.00	2.00	2.00	2.00	2.00	2.00	1.00	1.00
Night Shift									
RN	11pm-7am	8.00	2.00	2.00	2.00	2.00	2.00	1.00	1.00

Plan / Budgeted Direct WHPPD (Worked Hours Per Patient Day)	13.06
Actual Worked Hours Per Patient Day	14.21
% Difference	8.83%
Click here for more information	

Additional Care Team Members			
Click here for Care Team Member definitions			
Skills	Shift Coverage		
	Day	Evening	Night
Unit Nurse Management	X		
Staff Educator	X		
Clinical Nurse Specialist			
Unit Clerical Support	X	X	
1:1 Patient Observer	X	X	X
Admissions Nurse			
Patient Transport Team	X	X	X
IV Therapy Team / Line Access	X	X	
Monitor Technician			
Rapid Response Team			
Respiratory Therapy Support	X	X	X
Nutritionist	X		
Rehab Activities (OT, PT, Speech)	X		
Clinical Pharmacist			
Licensed Social Services / Case Management	X		

Additional Unit Information:
 A four bed step-down which provides invasive as well as non-invasive monitoring to more acute neurology patients. Nursing Director has 24 hours per day accountability.

Spiritual Services	X	X	X
Hospitalist / NP / PA	X	X	X
Intensivist / Neonatologist			
Nursing Student	X		
Recreation / Milieu Therapist			
Intern / Resident	X	X	X
Other			

The list of caregivers in these boxes were provided to all hospitals.



PatientCareLink is a joint effort of the [Massachusetts Hospital Association \(MHA\)](#) and the [Organization of Nurse Leaders, MA-RI](#).

[Terms & Conditions](#) | [Sitemap](#)

[About PatientCareLink](#) | [For Patients & Families](#) | [Hospital Data](#) | [Success Stories](#) | [Participant Login](#)

© 2013 PatientCareLink. All rights reserved. Website designed by [Boston Interactive](#)



Glossary of Health Care Terms | Search Keywords...



- About PatientCareLink
- Hospital Data
- Success Stories
- Improving Patient Care
- Workforce
- For Patients & Families

Home - Hospital Data -> Staffing Plans & Reports -> 2008 Reports -> St. Elizabeth's Medical Center -> St. Elizabeth's Medical Center - SECAP

Hospital Data

Staffing Plans & Reports

[2013 Plans](#)

[2012 Reports](#)

[2011 Reports](#)

[2010 Reports](#)

[2009 Reports](#)

[2008 Reports](#)

[2007 Reports](#)

[2006 Reports](#)

[FAQs About Staffing Plans](#)

Performance Measures

St. Elizabeth's Medical Center - SECAP

Acute Care

[SECAP](#)

Behavioral Health - Adult - Substance Abuse

Date of Services Reported: FY 2008

Average Number of Patients Per Day:	6.67
-------------------------------------	------

Direct Caregivers	Scheduled Hours	Shift Length	Number of Staff						
			Mon	Tues	Wed	Thurs	Fri	Sat	Sun
Day Shift									
RN	7am-3pm	8.00	2.00	2.00	2.00	2.00	2.00	2.00	2.00
Evening Shift									
RN	3pm-11pm	8.00	2.00	2.00	2.00	2.00	2.00	1.00	1.00
Night Shift									
RN	11pm-7am	8.00	1.00	1.00	1.00	1.00	1.00	1.00	1.00
Unlicensed Assistive Personnel	11pm-7am	8.00	1.00	1.00	1.00	1.00	1.00	1.00	1.00

Plan / Budgeted Direct WHPPD (Worked Hours Per Patient Day)	6.81
Actual Worked Hours Per Patient Day	6.29
% Difference	-7.70%
Click here for more information	

Additional Care Team Members			
Click here for Care Team Member definitions			
Skills	Shift Coverage		
	Day	Evening	Night
Unit Nurse Management	X		
Staff Educator	X		
Clinical Nurse Specialist			
Unit Clerical Support	X	X	
1:1 Patient Observer			
Admissions Nurse			
Patient Transport Team	X	X	X
IV Therapy Team / Line Access	X	X	
Monitor Technician			
Rapid Response Team			
Respiratory Therapy Support	X	X	X
Nutritionist	X		
Rehab Activities (OT, PT, Speech)	X		
Clinical Pharmacist			

Additional Unit Information:
 Inpatient detoxification and substance abuse treatment as well as ambulatory detoxification. Nursing Director has 24 hours per day accountability.

Licensed Social Services / Case Management			
Spiritual Services	X	X	X
Hospitalist / NP / PA	X	X	X
Intensivist / Neonatologist			
Nursing Student			
Recreation / Milieu Therapist			
Intern / Resident	X	X	X
Other			

The list of caregivers in these boxes were provided to all hospitals.



PatientCareLink is a joint effort of the [Massachusetts Hospital Association \(MHA\)](#) and the [Organization of Nurse Leaders, MA-RI](#).

[Terms & Conditions](#) | [Sitemap](#)

[About PatientCareLink](#) | [For Patients & Families](#) | [Hospital Data](#) | [Success Stories](#) | [Participant Login](#)

© 2013 PatientCareLink. All rights reserved. Website designed by [Boston Interactive](#)



Glossary of Health Care Terms | Search Keywords...



- About PatientCareLink
- Hospital Data
- Success Stories
- Improving Patient Care
- Workforce
- For Patients & Families

Home » Hospital Data » Staffing Plans & Reports » 2008 Reports » St. Elizabeth's Medical Center » St. Elizabeth's Medical Center - CCU

Hospital Data

St. Elizabeth's Medical Center - CCU

Staffing Plans & Reports

- [2013 Plans](#)
- [2012 Reports](#)
- [2011 Reports](#)
- [2010 Reports](#)
- [2009 Reports](#)
- [2008 Reports](#)
- [2007 Reports](#)
- [2006 Reports](#)
- [FAQ's About Staffing Plans](#)

Performance Measures

Acute Care
[CCU](#)
 Adult Critical Care - Coronary Care

Date of Services Reported: FY 2008

Average Number of Patients Per Day:	4.42
-------------------------------------	------

Direct Caregivers	Scheduled Hours	Shift Length	Number of Staff						
			Mon	Tues	Wed	Thurs	Fri	Sat	Sun
Day Shift									
RN	7am-3pm	8.00	3.00	3.00	3.00	3.00	3.00	3.00	3.00
Unlicensed Assistive Personnel	7am-3pm	8.00	1.00	1.00	1.00	1.00	1.00		
Evening Shift									
RN	3pm-11pm	8.00	3.00	3.00	3.00	3.00	3.00	3.00	3.00
Night Shift									
RN	11pm-7am	8.00	3.00	3.00	3.00	3.00	3.00	3.00	3.00

Plan / Budgeted Direct WHPPD (Worked Hours Per Patient Day)	17.49
Actual Worked Hours Per Patient Day	19.82
% Difference	13.31%
Click here for more information	

Additional Care Team Members			
Click here for Care Team Member definitions			
Skills	Shift Coverage		
	Day	Evening	Night
Unit Nurse Management	X		
Staff Educator	X		
Clinical Nurse Specialist			
Unit Clerical Support	X	X	
1:1 Patient Observer	X	X	X
Admissions Nurse			
Patient Transport Team	X	X	X
IV Therapy Team / Line Access	X	X	
Monitor Technician			
Rapid Response Team			
Respiratory Therapy Support	X	X	X
Nutritionist	X		
Rehab Activities (OT, PT, Speech)	X		
Clinical Pharmacist			
	X		

Additional Unit Information:
 Intensive care unit providing care to critically ill cardiac and medical patients. Nursing Director has 24 hours per day accountability.

Licensed Social Services / Case Management			
Spiritual Services	X	X	X
Hospitalist / NP / PA	X	X	X
Intensivist / Neonatologist			
Nursing Student	X		
Recreation / Milieu Therapist			
Intern / Resident	X	X	X
Other			

The list of caregivers in these boxes were provided to all hospitals.




PatientCareLink is a joint effort of the [Massachusetts Hospital Association \(MHA\)](#) and the [Organization of Nurse Leaders, MA-RI](#).

[Terms & Conditions](#) | [Sitemap](#)

[About PatientCareLink](#) | [For Patients & Families](#) | [Hospital Data](#) | [Success Stories](#) | [Participant Login](#)

© 2013 PatientCareLink. All rights reserved. Website designed by [Boston Interactive](#)





[Glossary of Health Care Terms](#) |



- About PatientCareLink
- Hospital Data
- Success Stories
- Improving Patient Care
- Workforce
- For Patients & Families

[Home](#) » [Hospital Data](#) » [Staffing Plans & Reports](#) » [2007 Reports](#) » [St. Elizabeth's Medical Center](#) » [M6](#)

Hospital Data

Staffing Plans & Reports

[2013 Plans](#)

[2012 Reports](#)

[2011 Reports](#)

[2010 Reports](#)

[2009 Reports](#)

[2008 Reports](#)

[2007 Reports](#)

[2006 Reports](#)

[FAQ's About Staffing Plans](#)

Performance Measures

M6

Acute Care

M6

Adult Medical

Variance Info	
Actual Worked Hours Per Patient Day	7.95
Current Posted Planned Worked Hours Per Patient Day	8.10
Variance	-0.15
% Variance from Budget	-1.85%
Reason For +/- 5% Variance From Budget	
No explanation required	X
Fluctuating day to day census	
Lower daily census than planned	
Higher daily census than planned	
Higher patient care needs than planned	
Lower patient care needs than planned	
Staff vacancies	
Adjusted for patient care needs	
Minimum fixed staffing requirements	
Care delivery model changes	
Increased 1:1 staffing requirements	
Closure of unit	
Not admitting to beds due to staffing	
Increased census to telemetry patients	
Plan based on high needs in critical care	
Increased staff hours to facilitate admissions and discharges	
Change in patient mix	
Other Reasons for +/- 5% Variance	
Additional Comments	



PatientCareLink is a joint effort of the [Massachusetts Hospital Association \(MHA\)](#) and the [Organization of Nurse Leaders, MA-RI](#).

[Terms & Conditions](#) | [Sitemap](#)

[About PatientCareLink](#) | [For Patients & Families](#) | [Hospital Data](#) | [Success Stories](#) | [Participant Login](#)

© 2013 PatientCareLink. All rights reserved. Website designed by [Boston Interactive](#)



[Glossary of Health Care Terms](#) |



- About PatientCareLink
- Hospital Data
- Success Stories
- Improving Patient Care
- Workforce
- For Patients & Families

[Home](#) » [Hospital Data](#) » [Staffing Plans & Reports](#) » [2007 Reports](#) » [St. Elizabeth's Medical Center](#) » [M6 Step-Down](#)

Hospital Data

Staffing Plans & Reports

- [2013 Plans](#)
- [2012 Reports](#)
- [2011 Reports](#)
- [2010 Reports](#)
- [2009 Reports](#)
- [2008 Reports](#)
- [2007 Reports](#)
- [2006 Reports](#)
- [FAQ's About Staffing Plans](#)

Performance Measures

M6 Step-Down

Acute Care
[M6 Step-Down](#)
 Adult Step-Down - Medical

Variance Info	
Actual Worked Hours Per Patient Day	12.74
Current Posted Planned Worked Hours Per Patient Day	11.09
Variance	1.65
% Variance from Budget	14.88%
Reason For +/- 5% Variance From Budget	
No explanation required	
Fluctuating day to day census	
Lower daily census than planned	
Higher daily census than planned	
Higher patient care needs than planned	
Lower patient care needs than planned	
Staff vacancies	
Adjusted for patient care needs	
Minimum fixed staffing requirements	X
Care delivery model changes	
Increased 1:1 staffing requirements	
Closure of unit	
Not admitting to beds due to staffing	
Increased census to telemetry patients	
Plan based on high needs in critical care	
Increased staff hours to facilitate admissions and discharges	
Change in patient mix	
Other Reasons for +/- 5% Variance	
Additional Comments	



PatientCareLink is a joint effort of the [Massachusetts Hospital Association \(MHA\)](#) and the [Organization of Nurse Leaders, MA-RI](#).

[Terms & Conditions](#) | [Sitemap](#)
[About PatientCareLink](#) | [For Patients & Families](#) | [Hospital Data](#) | [Success Stories](#) | [Participant Login](#)
 © 2013 PatientCareLink. All rights reserved. Website designed by [Boston Interactive](#)



[Glossary of Health Care Terms](#) |



- About PatientCareLink
- Hospital Data
- Success Stories
- Improving Patient Care
- Workforce
- For Patients & Families

[Home](#) - [Hospital Data](#) - [Staffing Plans & Reports](#) - [2007 Reports](#) - [St. Elizabeth's Medical Center](#) - [M7](#)

Hospital Data

Staffing Plans & Reports

- [2013 Plans](#)
- [2012 Reports](#)
- [2011 Reports](#)
- [2010 Reports](#)
- [2009 Reports](#)
- [2008 Reports](#)
- [2007 Reports](#)
- [2006 Reports](#)
- [FAQ's About Staffing Plans](#)

Performance Measures

M7

Acute Care
[M7](#)
 Adult Medical - Oncology

Variance Info	
Actual Worked Hours Per Patient Day	8.13
Current Posted Planned Worked Hours Per Patient Day	7.43
Variance	0.7
% Variance from Budget	9.42%
Reason For +/- 5% Variance From Budget	
No explanation required	
Fluctuating day to day census	X
Lower daily census than planned	
Higher daily census than planned	
Higher patient care needs than planned	X
Lower patient care needs than planned	
Staff vacancies	
Adjusted for patient care needs	X
Minimum fixed staffing requirements	
Care delivery model changes	
Increased 1:1 staffing requirements	
Closure of unit	
Not admitting to beds due to staffing	
Increased census to telemetry patients	
Plan based on high needs in critical care	
Increased staff hours to facilitate admissions and discharges	
Change in patient mix	
Other Reasons for +/- 5% Variance	
Additional Comments	



PatientCareLink is a joint effort of the [Massachusetts Hospital Association \(MHA\)](#) and the [Organization of Nurse Leaders, MA-RI](#).

[Terms & Conditions](#) | [Sitemap](#)
[About PatientCareLink](#) | [For Patients & Families](#) | [Hospital Data](#) | [Success Stories](#) | [Participant Login](#)
 © 2013 PatientCareLink. All rights reserved. Website designed by [Boston Interactive](#)



Glossary of Health Care Terms | Search Keywords...



- About PatientCareLink
- Hospital Data
- Success Stories
- Improving Patient Care
- Workforce
- For Patients & Families

Home » [Hospital Data](#) » [Staffing Plans & Reports](#) » [2007 Reports](#) » [St. Elizabeth's Medical Center](#) » NICU

Hospital Data

NICU

Staffing Plans & Reports

[2013 Plans](#)

[2012 Reports](#)

[2011 Reports](#)

[2010 Reports](#)

[2009 Reports](#)

[2008 Reports](#)

[2007 Reports](#)

[2006 Reports](#)

[FAQ's About Staffing Plans](#)

Performance Measures

Acute Care
[NICU](#)
 Neonate Level III/IV Critical Care

Variance Info	
Actual Worked Hours Per Patient Day	13.60
Current Posted Planned Worked Hours Per Patient Day	12.98
Variance	0.62
% Variance from Budget	4.78%
Reason For +/- 5% Variance From Budget	
No explanation required	X
Fluctuating day to day census	
Lower daily census than planned	
Higher daily census than planned	
Higher patient care needs than planned	
Lower patient care needs than planned	
Staff vacancies	
Adjusted for patient care needs	
Minimum fixed staffing requirements	
Care delivery model changes	
Increased 1:1 staffing requirements	
Closure of unit	
Not admitting to beds due to staffing	
Increased census to telemetry patients	
Plan based on high needs in critical care	
Increased staff hours to facilitate admissions and discharges	
Change in patient mix	
Other Reasons for +/- 5% Variance	
Additional Comments	



PatientCareLink is a joint effort of the [Massachusetts Hospital Association \(MHA\)](#) and the [Organization of Nurse Leaders, MA-RI](#).

[Terms & Conditions](#) | [Sitemap](#)

[About PatientCareLink](#) | [For Patients & Families](#) | [Hospital Data](#) | [Success Stories](#) | [Participant Login](#)

© 2013 PatientCareLink. All rights reserved. Website designed by [Boston Interactive](#)



[Glossary of Health Care Terms](#) |



- About PatientCareLink
- Hospital Data
- Success Stories
- Improving Patient Care
- Workforce
- For Patients & Families

[Home](#) » [Hospital Data](#) » [Staffing Plans & Reports](#) » [2007 Reports](#) » [St. Elizabeth's Medical Center](#) » RICU

Hospital Data

RICU

Acute Care
RICU
 Adult Critical Care - Pulmonary

Staffing Plans & Reports

- [2013 Plans](#)
- [2012 Reports](#)
- [2011 Reports](#)
- [2010 Reports](#)
- [2009 Reports](#)
- [2008 Reports](#)
- [2007 Reports](#)
- [2006 Reports](#)
- [FAQ's About Staffing Plans](#)

Performance Measures

Variance Info	
Actual Worked Hours Per Patient Day	18.49
Current Posted Planned Worked Hours Per Patient Day	16.57
Variance	1.92
% Variance from Budget	11.59%
Reason For +/- 5% Variance From Budget	
No explanation required	
Fluctuating day to day census	X
Lower daily census than planned	
Higher daily census than planned	
Higher patient care needs than planned	X
Lower patient care needs than planned	
Staff vacancies	
Adjusted for patient care needs	X
Minimum fixed staffing requirements	
Care delivery model changes	
Increased 1:1 staffing requirements	X
Closure of unit	
Not admitting to beds due to staffing	
Increased census to telemetry patients	
Plan based on high needs in critical care	
Increased staff hours to facilitate admissions and discharges	
Change in patient mix	
Other Reasons for +/- 5% Variance	
Additional Comments	



PatientCareLink is a joint effort of the [Massachusetts Hospital Association \(MHA\)](#) and the [Organization of Nurse Leaders, MA-RI](#).

[Terms & Conditions](#) | [Sitemap](#)
[About PatientCareLink](#) | [For Patients & Families](#) | [Hospital Data](#) | [Success Stories](#) | [Participant Login](#)
 © 2013 PatientCareLink. All rights reserved. Website designed by [Boston Interactive](#)



[Glossary of Health Care Terms](#) |



- About PatientCareLink
- Hospital Data
- Success Stories
- Improving Patient Care
- Workforce
- For Patients & Families

[Home](#) » [Hospital Data](#) » [Staffing Plans & Reports](#) » [2007 Reports](#) » [St. Elizabeth's Medical Center](#) » [Seton 5 West](#)

Hospital Data

Seton 5 West

Staffing Plans & Reports

[2013 Plans](#)

[2012 Reports](#)

[2011 Reports](#)

[2010 Reports](#)

[2009 Reports](#)

[2008 Reports](#)

[2007 Reports](#)

[2006 Reports](#)

[FAQ's About Staffing Plans](#)

Performance Measures

Acute Care
[Seton 5 West](#)
 Behavioral Health

Variance Info	
Actual Worked Hours Per Patient Day	7.60
Current Posted Planned Worked Hours Per Patient Day	7.12
Variance	0.48
% Variance from Budget	6.74%
Reason For +/- 5% Variance From Budget	
No explanation required	
Fluctuating day to day census	X
Lower daily census than planned	
Higher daily census than planned	
Higher patient care needs than planned	X
Lower patient care needs than planned	
Staff vacancies	
Adjusted for patient care needs	X
Minimum fixed staffing requirements	
Care delivery model changes	
Increased 1:1 staffing requirements	
Closure of unit	
Not admitting to beds due to staffing	
Increased census to telemetry patients	
Plan based on high needs in critical care	
Increased staff hours to facilitate admissions and discharges	
Change in patient mix	
Other Reasons for +/- 5% Variance	
Additional Comments	



PatientCareLink is a joint effort of the [Massachusetts Hospital Association \(MHA\)](#) and the [Organization of Nurse Leaders, MA-RJ](#).

[Terms & Conditions](#) | [Sitemap](#)

[About PatientCareLink](#) | [For Patients & Families](#) | [Hospital Data](#) | [Success Stories](#) | [Participant Login](#)

© 2013 PatientCareLink. All rights reserved. Website designed by [Boston Interactive](#)



[Glossary of Health Care Terms](#) | [Search Keywords...](#)



- About PatientCareLink
- Hospital Data
- Success Stories
- Improving Patient Care
- Workforce
- For Patients & Families

[Home](#) » [Hospital Data](#) » [Staffing Plans & Reports](#) » [2007 Reports](#) » [St. Elizabeth's Medical Center](#) » [Seton 6 West](#)

Hospital Data

Staffing Plans & Reports

- [2013 Plans](#)
- [2012 Reports](#)
- [2011 Reports](#)
- [2010 Reports](#)
- [2009 Reports](#)
- [2008 Reports](#)
- [2007 Reports](#)
- [2006 Reports](#)
- [FAQ's About Staffing Plans](#)

Performance Measures

Seton 6 West

Acute Care
[Seton 6 West](#)
 Adult Medical - Cardiac

Variance Info	
Actual Worked Hours Per Patient Day	8.61
Current Posted Planned Worked Hours Per Patient Day	7.77
Variance	0.84
% Variance from Budget	10.81%
Reason For +/- 5% Variance From Budget	
No explanation required	
Fluctuating day to day census	X
Lower daily census than planned	
Higher daily census than planned	
Higher patient care needs than planned	X
Lower patient care needs than planned	
Staff vacancies	
Adjusted for patient care needs	X
Minimum fixed staffing requirements	
Care delivery model changes	
Increased 1:1 staffing requirements	
Closure of unit	
Not admitting to beds due to staffing	
Increased census to telemetry patients	
Plan based on high needs in critical care	
Increased staff hours to facilitate admissions and discharges	
Change in patient mix	
Other Reasons for +/- 5% Variance	
Additional Comments	



PatientCareLink is a joint effort of the [Massachusetts Hospital Association \(MHA\)](#) and the [Organization of Nurse Leaders, MA-RI](#).

[Terms & Conditions](#) | [Sitemap](#)

[About PatientCareLink](#) | [For Patients & Families](#) | [Hospital Data](#) | [Success Stories](#) | [Participant Login](#)

© 2013 PatientCareLink. All rights reserved. Website designed by [Boston Interactive](#)



[Glossary of Health Care Terms](#) |



- About PatientCareLink
- Hospital Data
- Success Stories
- Improving Patient Care
- Workforce
- For Patients & Families

[Home](#) - [Hospital Data](#) - [Staffing Plans & Reports](#) - [2007 Reports](#) - [St. Elizabeth's Medical Center](#) - [Seton 6 West Step Down](#)

Hospital Data

Staffing Plans & Reportsa

- [2013 Plans](#)
- [2012 Reports](#)
- [2011 Reports](#)
- [2010 Reports](#)
- [2009 Reports](#)
- [2008 Reports](#)
- [2007 Reports](#)
- [2006 Reports](#)
- [FAQ's About Staffing Plans](#)

Performance Measures

Seton 6 West Step Down

Acute Care
[Seton 6 West Step Down](#)
 Adult Step-Down - Cardiac

Variance Info	
Actual Worked Hours Per Patient Day	10.14
Current Posted Planned Worked Hours Per Patient Day	10.09
Variance	0.05
% Variance from Budget	0.50%
Reason For +/- 5% Variance From Budget	
No explanation required	X
Fluctuating day to day census	
Lower daily census than planned	
Higher daily census than planned	
Higher patient care needs than planned	
Lower patient care needs than planned	
Staff vacancies	
Adjusted for patient care needs	
Minimum fixed staffing requirements	
Care delivery model changes	
Increased 1:1 staffing requirements	
Closure of unit	
Not admitting to beds due to staffing	
Increased census to telemetry patients	
Plan based on high needs in critical care	
Increased staff hours to facilitate admissions and discharges	
Change in patient mix	
Other Reasons for +/- 5% Variance	
Additional Comments	



PatientCareLink is a joint effort of the [Massachusetts Hospital Association \(MHA\)](#) and the [Organization of Nurse Leaders, MA-RI](#).

[Terms & Conditions](#) | [Sitemap](#)
[About PatientCareLink](#) | [For Patients & Families](#) | [Hospital Data](#) | [Success Stories](#) | [Participant Login](#)
 © 2013 PatientCareLink. All rights reserved. Website designed by [Boston Interactive](#)



Glossary of Health Care Terms | Search Keywords...



- About PatientCareLink
- Hospital Data
- Success Stories
- Improving Patient Care
- Workforce
- For Patients & Families

Home » Hospital Data » Staffing Plans & Reports » 2007 Reports » St. Elizabeth's Medical Center » Seton 7 East

Hospital Data

Seton 7 East

Staffing Plans & Reports

[2013 Plans](#)

[2012 Reports](#)

[2011 Reports](#)

[2010 Reports](#)

[2009 Reports](#)

[2008 Reports](#)

[2007 Reports](#)

[2006 Reports](#)

[FAQ's About Staffing Plans](#)

Performance Measures

Acute Care
[Seton 7 East](#)
 Adult Medical / Surgical Combined

Variance Info	
Actual Worked Hours Per Patient Day	8.00
Current Posted Planned Worked Hours Per Patient Day	7.72
Variance	0.28
% Variance from Budget	3.63%
Reason For +/- 5% Variance From Budget	
No explanation required	X
Fluctuating day to day census	
Lower daily census than planned	
Higher daily census than planned	
Higher patient care needs than planned	
Lower patient care needs than planned	
Staff vacancies	
Adjusted for patient care needs	
Minimum fixed staffing requirements	
Care delivery model changes	
Increased 1:1 staffing requirements	
Closure of unit	
Not admitting to beds due to staffing	
Increased census to telemetry patients	
Plan based on high needs in critical care	
Increased staff hours to facilitate admissions and discharges	
Change in patient mix	
Other Reasons for +/- 5% Variance	
Additional Comments	



PatientCareLink is a joint effort of the [Massachusetts Hospital Association \(MHA\)](#) and the [Organization of Nurse Leaders, MA-RJ](#).

[Terms & Conditions](#) | [Sitemap](#)

[About PatientCareLink](#) | [For Patients & Families](#) | [Hospital Data](#) | [Success Stories](#) | [Participant Login](#)

© 2013 PatientCareLink. All rights reserved. Website designed by [Boston Interactive](#)



Glossary of Health Care Terms | Search Keywords...



[About PatientCareLink](#) |
 [Hospital Data](#) |
 [Success Stories](#) |
 [Improving Patient Care](#) |
 [Workforce](#) |
 [For Patients & Families](#)

Home - [Hospital Data](#) -> [Staffing Plans & Reports](#) -> [2007 Reports](#) -> [St. Elizabeth's Medical Center](#) -> [Seton 7 East Step-Down](#)

Hospital Data

Staffing Plans & Reports

- [2013 Plans](#)
- [2012 Reports](#)
- [2011 Reports](#)
- [2010 Reports](#)
- [2009 Reports](#)
- [2008 Reports](#)
- [2007 Reports](#)
- [2006 Reports](#)
- [FAQ's About Staffing Plans](#)

Performance Measures

Seton 7 East Step-Down

Acute Care
[Seton 7 East Step-Down](#)
 Adult Step-Down - Surgical

Variance Info	
Actual Worked Hours Per Patient Day	12.97
Current Posted Planned Worked Hours Per Patient Day	10.77
Variance	2.2
% Variance from Budget	20.43%
Reason For +/- 5% Variance From Budget	
No explanation required	
Fluctuating day to day census	
Lower daily census than planned	
Higher daily census than planned	
Higher patient care needs than planned	X
Lower patient care needs than planned	
Staff vacancies	
Adjusted for patient care needs	
Minimum fixed staffing requirements	X
Care delivery model changes	
Increased 1:1 staffing requirements	
Closure of unit	
Not admitting to beds due to staffing	
Increased census to telemetry patients	
Plan based on high needs in critical care	
Increased staff hours to facilitate admissions and discharges	
Change in patient mix	
Other Reasons for +/- 5% Variance	
Additional Comments	



PatientCareLink is a joint effort of the [Massachusetts Hospital Association \(MHA\)](#) and the [Organization of Nurse Leaders, MA-RI](#).

[Terms & Conditions](#) |
 [Sitemap](#)
[About PatientCareLink](#) |
 [For Patients & Families](#) |
 [Hospital Data](#) |
 [Success Stories](#) |
 [Participant Login](#)
 © 2013 PatientCareLink. All rights reserved. Website designed by [Boston Interactive](#)



Glossary of Health Care Terms | Search Keywords...



- About PatientCareLink
- Hospital Data
- Success Stories
- Improving Patient Care
- Workforce
- For Patients & Families

Home » Hospital Data » Staffing Plans & Reports » 2007 Reports » St. Elizabeth's Medical Center » SICU

Hospital Data

Staffing Plans & Reportsa

[2013 Plans](#)

[2012 Reports](#)

[2011 Reports](#)

[2010 Reports](#)

[2009 Reports](#)

[2008 Reports](#)

[2007 Reports](#)

[2006 Reports](#)

[FAQ's About Staffing Plans](#)

Performance Measures

SICU

Acute Care

[SICU](#)

Adult Critical Care - Surgical

Variance Info	
Actual Worked Hours Per Patient Day	20.79
Current Posted Planned Worked Hours Per Patient Day	18.52
Variance	2.27
% Variance from Budget	12.26%
Reason For +/- 5% Variance From Budget	
No explanation required	
Fluctuating day to day census	X
Lower daily census than planned	
Higher daily census than planned	
Higher patient care needs than planned	X
Lower patient care needs than planned	
Staff vacancies	
Adjusted for patient care needs	X
Minimum fixed staffing requirements	
Care delivery model changes	
Increased 1:1 staffing requirements	X
Closure of unit	
Not admitting to beds due to staffing	
Increased census to telemetry patients	
Plan based on high needs in critical care	
Increased staff hours to facilitate admissions and discharges	
Change in patient mix	
Other Reasons for +/- 5% Variance	
Additional Comments	



PatientCareLink is a joint effort of the [Massachusetts Hospital Association \(MHA\)](#) and the [Organization of Nurse Leaders, MA-RI](#).

[Terms & Conditions](#) | [Sitemap](#)

[About PatientCareLink](#) | [For Patients & Families](#) | [Hospital Data](#) | [Success Stories](#) | [Participant Login](#)

© 2013 PatientCareLink. All rights reserved. Website designed by [Boston Interactive](#)



[Glossary of Health Care Terms](#) |



- About PatientCareLink
- Hospital Data
- Success Stories
- Improving Patient Care
- Workforce
- For Patients & Families

[Home](#) - [Hospital Data](#) -> [Staffing Plans & Reports](#) -> [2007 Reports](#) -> [St. Elizabeth's Medical Center](#) -> [Neurology](#)

Hospital Data

Staffing Plans & Reports

[2013 Plans](#)

[2012 Reports](#)

[2011 Reports](#)

[2010 Reports](#)

[2009 Reports](#)

[2008 Reports](#)

[2007 Reports](#)

[2006 Reports](#)

[FAQ's About Staffing Plans](#)

Performance Measures

Neurology

Acute Care

[Neurology](#)

Adult Medical / Surgical Combined - Neurosurgery / Neurology

Variance Info	
Actual Worked Hours Per Patient Day	8.45
Current Posted Planned Worked Hours Per Patient Day	7.25
Variance	1.2
% Variance from Budget	16.55%
Reason For +/- 5% Variance From Budget	
No explanation required	
Fluctuating day to day census	X
Lower daily census than planned	
Higher daily census than planned	
Higher patient care needs than planned	X
Lower patient care needs than planned	
Staff vacancies	
Adjusted for patient care needs	X
Minimum fixed staffing requirements	
Care delivery model changes	
Increased 1:1 staffing requirements	
Closure of unit	
Not admitting to beds due to staffing	
Increased census to telemetry patients	
Plan based on high needs in critical care	
Increased staff hours to facilitate admissions and discharges	
Change in patient mix	
Other Reasons for +/- 5% Variance	
Additional Comments	



PatientCareLink is a joint effort of the [Massachusetts Hospital Association \(MHA\)](#) and the [Organization of Nurse Leaders, MA-RI](#).

[Terms & Conditions](#) | [Sitemap](#)

[About PatientCareLink](#) | [For Patients & Families](#) | [Hospital Data](#) | [Success Stories](#) | [Participant Login](#)

© 2013 PatientCareLink. All rights reserved. Website designed by [Boston Interactive](#)



[Glossary of Health Care Terms](#) |



- About PatientCareLink
- Hospital Data
- Success Stories
- Improving Patient Care
- Workforce
- For Patients & Families

[Home](#) » [Hospital Data](#) » [Staffing Plans & Reports](#) » [2007 Reports](#) » [St. Elizabeth's Medical Center](#) » [Neurology Step-Down](#)

Hospital Data

Staffing Plans & Reports

- [2013 Plans](#)
- [2012 Reports](#)
- [2011 Reports](#)
- [2010 Reports](#)
- [2009 Reports](#)
- [2008 Reports](#)
- [2007 Reports](#)
- [2006 Reports](#)
- [FAQ's About Staffing Plans](#)

Performance Measures

Neurology Step-Down

Acute Care
[Neurology Step-Down](#)
 Adult Step-Down - Medical / Surgical Combined

Variance Info	
Actual Worked Hours Per Patient Day	14.62
Current Posted Planned Worked Hours Per Patient Day	13.07
Variance	1.55
% Variance from Budget	11.86%
Reason For +/- 5% Variance From Budget	
No explanation required	
Fluctuating day to day census	
Lower daily census than planned	
Higher daily census than planned	
Higher patient care needs than planned	
Lower patient care needs than planned	
Staff vacancies	
Adjusted for patient care needs	
Minimum fixed staffing requirements	X
Care delivery model changes	
Increased 1:1 staffing requirements	
Closure of unit	
Not admitting to beds due to staffing	
Increased census to telemetry patients	
Plan based on high needs in critical care	
Increased staff hours to facilitate admissions and discharges	
Change in patient mix	
Other Reasons for +/- 5% Variance	
Additional Comments	



PatientCareLink is a joint effort of the [Massachusetts Hospital Association \(MHA\)](#) and the [Organization of Nurse Leaders, MA-RI](#).

[Terms & Conditions](#) | [Sitemap](#)
[About PatientCareLink](#) | [For Patients & Families](#) | [Hospital Data](#) | [Success Stories](#) | [Participant Login](#)
 © 2013 PatientCareLink. All rights reserved. Website designed by [Boston Interactive](#)



[Glossary of Health Care Terms](#) |

- About PatientCareLink
- Hospital Data
- Success Stories
- Improving Patient Care
- Workforce
- For Patients & Families

[Home](#) » [Hospital Data](#) » [Staffing Plans & Reports](#) » [2007 Reports](#) » [St. Elizabeth's Medical Center](#) » [SECAP](#)

Hospital Data

Staffing Plans & Reports

- [2013 Plans](#)
- [2012 Reports](#)
- [2011 Reports](#)
- [2010 Reports](#)
- [2009 Reports](#)
- [2008 Reports](#)
- [2007 Reports](#)
- [2006 Reports](#)
- [FAQ's About Staffing Plans](#)

Performance Measures

SECAP

Acute Care
 SECAP
 Behavioral Health - Adult - Substance Abuse

Variance Info	
Actual Worked Hours Per Patient Day	6.68
Current Posted Planned Worked Hours Per Patient Day	5.98
Variance	0.7
% Variance from Budget	11.71%
Reason For +/- 5% Variance From Budget	
No explanation required	
Fluctuating day to day census	X
Lower daily census than planned	
Higher daily census than planned	
Higher patient care needs than planned	
Lower patient care needs than planned	
Staff vacancies	
Adjusted for patient care needs	.
Minimum fixed staffing requirements	X
Care delivery model changes	
Increased 1:1 staffing requirements	
Closure of unit	
Not admitting to beds due to staffing	
Increased census to telemetry patients	
Plan based on high needs in critical care	
Increased staff hours to facilitate admissions and discharges	
Change in patient mix	
Other Reasons for +/- 5% Variance	
Additional Comments	



PatientCareLink is a joint effort of the [Massachusetts Hospital Association \(MHA\)](#) and the [Organization of Nurse Leaders, MA-RI](#).

[Terms & Conditions](#) | [Sitemap](#)

[About PatientCareLink](#) | [For Patients & Families](#) | [Hospital Data](#) | [Success Stories](#) | [Participant Login](#)

© 2013 PatientCareLink. All rights reserved. Website designed by [Boston Interactive](#)



Glossary of Health Care Terms | Search Keywords...



- About PatientCareLink
- Hospital Data
- Success Stories
- Improving Patient Care
- Workforce
- For Patients & Families

[Home](#) » [Hospital Data](#) » [Staffing Plans & Reports](#) » [2007 Reports](#) » [St. Elizabeth's Medical Center](#) » [CCU](#)

Hospital Data

Staffing Plans & Reports

[2013 Plans](#)

[2012 Reports](#)

[2011 Reports](#)

[2010 Reports](#)

[2009 Reports](#)

[2008 Reports](#)

[2007 Reports](#)

[2006 Reports](#)

[FAQ's About Staffing Plans](#)

Performance Measures

CCU

Acute Care

[CCU](#)

Adult Critical Care - Coronary Care

Variance Info	
Actual Worked Hours Per Patient Day	18.73
Current Posted Planned Worked Hours Per Patient Day	19.16
Variance	-0.43
% Variance from Budget	-2.24%
Reason For +/- 5% Variance From Budget	
No explanation required	X
Fluctuating day to day census	
Lower daily census than planned	
Higher daily census than planned	
Higher patient care needs than planned	
Lower patient care needs than planned	
Staff vacancies	
Adjusted for patient care needs	
Minimum fixed staffing requirements	
Care delivery model changes	
Increased 1:1 staffing requirements	
Closure of unit	
Not admitting to beds due to staffing	
Increased census to telemetry patients	
Plan based on high needs in critical care	
Increased staff hours to facilitate admissions and discharges	
Change in patient mix	
Other Reasons for +/- 5% Variance	
Additional Comments	



PatientCareLink is a joint effort of the [Massachusetts Hospital Association \(MHA\)](#) and the [Organization of Nurse Leaders, MA-RI](#).

[Terms & Conditions](#) | [Sitemap](#)

[About PatientCareLink](#) | [For Patients & Families](#) | [Hospital Data](#) | [Success Stories](#) | [Participant Login](#)

© 2013 PatientCareLink. All rights reserved. Website designed by [Boston Interactive](#)



Glossary of Health Care Terms | Search Keywords...



- About PatientCareLink
- Hospital Data
- Success Stories
- Improving Patient Care
- Workforce
- For Patients & Families

Home » Hospital Data » Staffing Plans & Reports » 2006 Reports » Caritas - St. Elizabeth's Medical Center » Caritas - St. Elizabeth's Medical Center - M6

Hospital Data

Staffing Plans & Reports

- [2013 Plans](#)
- [2012 Reports](#)
- [2011 Reports](#)
- [2010 Reports](#)
- [2009 Reports](#)
- [2008 Reports](#)
- [2007 Reports](#)
- [2006 Reports](#)
- [FAQ's About Staffing Plans](#)

Performance Measures

Caritas - St. Elizabeth's Medical Center - M6

350 Hospital Licensed Beds
 Tertiary - Academic Medical Center
[M6](#)
 Adult Medical

Date of Services Reported: FY 2006

Average Number of Patients Per Day:	18.0
-------------------------------------	------

Direct Caregivers	Scheduled Hours	Shift Length	Number of Staff						
			Mon	Tues	Wed	Thurs	Fri	Sat	Sun
Day Shift									
RN	7am-3pm	8.0	4.0	4.0	4.0	4.0	4.0	4.0	4.0
Unlicensed Assistive Personnel	7am-3pm	8.0	3.0	3.0	3.0	3.0	3.0	3.0	3.0
Evening Shift									
RN	3pm-11pm	8.0	3.0	4.0	4.0	4.0	4.0	3.0	3.0
Unlicensed Assistive Personnel	3pm-11pm	8.0	3.0	3.0	3.0	3.0	3.0	2.0	2.0
Night Shift									
RN	11pm-7am	8.0	3.0	3.0	3.0	3.0	3.0	2.0	2.0
Unlicensed Assistive Personnel	11pm-7am	8.0	2.0	2.0	2.0	2.0	2.0	2.0	2.0

Plan / Budgeted Direct WHPPD (Worked Hours Per Patient Day)	7.98
Actual Worked Hours Per Patient Day	8.50
% Difference	6.52
click here for more information	

Additional Care Team Members			
Skills	Shift Coverage		
	Day	Evening	Night
Unit Nurse Management	x		
Staff Educator	x	x	
Clinical Nurse Specialist			
Unit Clerical Support	x	x	
1:1 Patient Observer	x	x	x
Admissions Nurse			
Patient Transport Team	x	x	x
IV Therapy Team / Line Access	x	x	x
Monitor Technician			
Rapid Response Team			
Respiratory Therapy Support	x	x	x
Nutritionist	x		

Additional Unit Information:

General medical unit including those patients requiring pulmonary specialty. Nursing Director has 24 hours per day accountability.

Rehab Activities (OT, PT, Speech)	x		
Clinical Pharmacist	x	x	x
Licensed Social Services / Case Management	x		
Spiritual Services	x	x	x
Hospitalist / NP / PA	x	x	x
Intensivist / Neonatologist			
Nursing Student	x	x	
Recreation / Milieu Therapist			
Intern / Resident	x	x	x

The list of caregivers in these boxes were provided to all hospitals.

Individual hospitals added the types of caregivers shown in these boxes.



PatientCareLink is a joint effort of the [Massachusetts Hospital Association \(MHA\)](#) and the [Organization of Nurse Leaders, MA-RI](#).

[Terms & Conditions](#) | [Sitemap](#)

[About PatientCareLink](#) | [For Patients & Families](#) | [Hospital Data](#) | [Success Stories](#) | [Participant Login](#)

© 2013 PatientCareLink. All rights reserved. Website designed by [Boston Interactive](#)



Glossary of Health Care Terms | Search Keywords...



- About PatientCareLink
- Hospital Data
- Success Stories
- Improving Patient Care
- Workforce
- For Patients & Families

Home -> Hospital Data -> Staffing Plans & Reports -> 2006 Reports -> Caritas - St. Elizabeth's Medical Center -> Caritas - St. Elizabeth's Medical Center - M6 Step-Down

Hospital Data

Staffing Plans & Reports

- [2013 Plans](#)
- [2012 Reports](#)
- [2011 Reports](#)
- [2010 Reports](#)
- [2009 Reports](#)
- [2008 Reports](#)
- [2007 Reports](#)
- [2006 Reports](#)
- [FAQs About Staffing Plans](#)

Performance Measures

Caritas - St. Elizabeth's Medical Center - M6 Step-Down

350 Hospital Licensed Beds
 Tertiary - Academic Medical Center
[M6 Step-Down](#)
 Adult Step-Down - Medical

Date of Services Reported: FY 2006

Average Number of Patients Per Day:	3.0
-------------------------------------	-----

Direct Caregivers	Scheduled Hours	Shift Length	Number of Staff						
			Mon	Tues	Wed	Thurs	Fri	Sat	Sun
Day Shift									
RN	7am-3pm	8.0	1.0	1.0	1.0	1.0	1.0	1.0	1.0
Evening Shift									
RN	3pm-11pm	8.0	1.0	1.0	1.0	1.0	1.0	1.0	1.0
Night Shift									
RN	11pm-7am	8.0	1.0	1.0	1.0	1.0	1.0	1.0	1.0

Plan / Budgeted Direct WHPPD (Worked Hours Per Patient Day)	7.98
Actual Worked Hours Per Patient Day	13.80
% Difference	72.93
click here for more information	

Additional Care Team Members			
Click here for Care Team Member definitions			
Skills	Shift Coverage		
	Day	Evening	Night
Unit Nurse Management	x		
Staff Educator	x	x	
Clinical Nurse Specialist			
Unit Clerical Support	x	x	
1:1 Patient Observer	x	x	x
Admissions Nurse			
Patient Transport Team	x	x	x
IV Therapy Team / Line Access	x	x	x
Monitor Technician			
Rapid Response Team			
Respiratory Therapy Support	x	x	x
Nutritionist	x		
Rehab Activities (OT, PT, Speech)	x		
Clinical Pharmacist	x	x	x
Licensed Social Services / Case Management	x		

Additional Unit Information:
 A five bed step-down unit for medically complex pulmonary patients.

Spiritual Services	x	x	x
Hospitalist / NP / PA	x	x	x
Intensivist / Neonatologist			
Nursing Student	x	x	
Recreation / Milieu Therapist			
Intern / Resident	x	x	x

The list of caregivers in these boxes were provided to all hospitals.

Individual hospitals added the types of caregivers shown in these boxes.



PatientCareLink is a joint effort of the [Massachusetts Hospital Association \(MHA\)](#) and the [Organization of Nurse Leaders, MA-RI](#).

[Terms & Conditions](#) | [Sitemap](#)

[About PatientCareLink](#) | [For Patients & Families](#) | [Hospital Data](#) | [Success Stories](#) | [Participant Login](#)

© 2013 PatientCareLink. All rights reserved. Website designed by [Boston Interactive](#)



[Glossary of Health Care Terms](#) | [Search Keywords...](#)



- About PatientCareLink
- Hospital Data
- Success Stories
- Improving Patient Care
- Workforce
- For Patients & Families

[Home](#) » [Hospital Data](#) » [Staffing Plans & Reports](#) » [2006 Reports](#) » [Caritas - St. Elizabeth's Medical Center](#) » Caritas - St. Elizabeth's Medical Center - M7

Hospital Data

Staffing Plans & Reports

[2013 Plans](#)

[2012 Reports](#)

[2011 Reports](#)

[2010 Reports](#)

[2009 Reports](#)

[2008 Reports](#)

[2007 Reports](#)

[2006 Reports](#)

[FAQs About Staffing Plans](#)

Performance Measures

Caritas - St. Elizabeth's Medical Center - M7

350 Hospital Licensed Beds
Tertiary - Academic Medical Center
[M7](#)
Adult Medical - Oncology

Date of Services Reported: FY 2006

Average Number of Patients Per Day:	22.0
-------------------------------------	------

Direct Caregivers	Scheduled Hours	Shift Length	Number of Staff						
			Mon	Tues	Wed	Thurs	Fri	Sat	Sun
Day Shift									
RN	7am-3pm	8.0	5.0	5.0	5.0	5.0	5.0	4.0	4.0
Unlicensed Assistive Personnel	7am-3pm	8.0	3.0	3.0	3.0	3.0	3.0	3.0	3.0
Evening Shift									
RN	3pm-11pm	8.0	4.0	4.0	4.0	4.0	4.0	4.0	4.0
Unlicensed Assistive Personnel	3pm-11pm	8.0	3.0	3.0	3.0	3.0	3.0	2.0	2.0
Night Shift									
RN	11pm-7am	8.0	3.0	3.0	3.0	3.0	3.0	3.0	3.0
Unlicensed Assistive Personnel	11pm-7am	8.0	2.0	2.0	2.0	2.0	2.0	2.0	2.0

Plan / Budgeted Direct WHPPD (Worked Hours Per Patient Day)	7.05
Actual Worked Hours Per Patient Day	7.98
% Difference	13.19
click here for more information	

Additional Care Team Members			
Skills	Shift Coverage		
	Day	Evening	Night
Unit Nurse Management	x		
Staff Educator	x		
Clinical Nurse Specialist			
Unit Clerical Support	x	x	
1:1 Patient Observer	x	x	x
Admissions Nurse			
Patient Transport Team			
IV Therapy Team / Line Access	x	x	x
Monitor Technician			
Rapid Response Team			
Respiratory Therapy Support	x	x	x
Nutritionist	x		

Additional Unit Information:
Medical unit with hematology/oncology focus, general medical and short stay procedures. Short stay patients
include cardiac cath, liver biopsies, arteriograms, and
recovery from conscious sedation. Nursing Director has
24 hours per day accountability. High patient turnover.

Rehab Activities (OT, PT, Speech)	x		
Clinical Pharmacist	x	x	x
Licensed Social Services / Case Management	x		
Spiritual Services	x	x	x
Hospitalist / NP / PA	x	x	x
Intensivist / Neonatologist			
Nursing Student	x	x	
Recreation / Milieu Therapist			
Intern / Resident	x	x	x

The list of caregivers in these boxes were provided to all hospitals.

Individual hospitals added the types of caregivers shown in these boxes.



PatientCareLink is a joint effort of the [Massachusetts Hospital Association \(MHA\)](#) and the [Organization of Nurse Leaders, MA-RI](#).

[Terms & Conditions](#) | [Sitemap](#)

[About PatientCareLink](#) | [For Patients & Families](#) | [Hospital Data](#) | [Success Stories](#) | [Participant Login](#)

© 2013 PatientCareLink. All rights reserved. Website designed by [Boston Interactive](#)



Glossary of Health Care Terms | Search Keywords...



- About PatientCareLink
- Hospital Data
- Success Stories
- Improving Patient Care
- Workforce
- For Patients & Families

Home - Hospital Data -> Staffing Plans & Reports -> 2006 Reports -> Caritas - St. Elizabeth's Medical Center - Caritas - St. Elizabeth's Medical Center - NICU

Hospital Data

Staffing Plans & Reports

- [2013 Plans](#)
- [2012 Reports](#)
- [2011 Reports](#)
- [2010 Reports](#)
- [2009 Reports](#)
- [2008 Reports](#)
- [2007 Reports](#)
- [2006 Reports](#)
- [FAQs About Staffing Plans](#)

Performance Measures

Caritas - St. Elizabeth's Medical Center - NICU

350 Hospital Licensed Beds
 Tertiary - Academic Medical Center
NICU
 Neonate Level III / IV Neonatal Critical Care

Date of Services Reported: FY 2006

Average Number of Patients Per Day:	7.7
-------------------------------------	-----

Direct Caregivers	Scheduled Hours	Shift Length	Number of Staff						
			Mon	Tues	Wed	Thurs	Fri	Sat	Sun
Day Shift									
RN	7am-3pm	8.0	5.0	5.0	5.0	5.0	5.0	5.0	5.0
Evening Shift									
RN	3pm-11pm	8.0	5.0	5.0	5.0	5.0	5.0	5.0	5.0
Night Shift									
RN	11pm-7am	8.0	4.0	4.0	4.0	4.0	4.0	4.0	4.0

Plan / Budgeted Direct WHPPD (Worked Hours Per Patient Day)	14.51
Actual Worked Hours Per Patient Day	12.96
% Difference	-10.68
click here for more information	

Additional Care Team Members			
Click here for Care Team Member definitions			
Skills	Shift Coverage		
	Day	Evening	Night
Unit Nurse Management	x		
Staff Educator	x		
Clinical Nurse Specialist			
Unit Clerical Support	x	x	
1:1 Patient Observer			
Admissions Nurse			
Patient Transport Team			
IV Therapy Team / Line Access			
Monitor Technician			
Rapid Response Team			
Respiratory Therapy Support	x	x	x
Nutritionist	x		
Rehab Activities (OT, PT, Speech)	x		
Clinical Pharmacist	x	x	x
Licensed Social Services / Case Management	x		

Additional Unit Information:
Level III intensive care nursery. Nursing Director has 24 hours per day accountability.

Spiritual Services	x	x	x
Hospitalist / NP / PA			
Intensivist / Neonatologist	x	x	x
Nursing Student			
Recreation / Milieu Therapist			
Intern / Resident	x	x	x

The list of caregivers in these boxes were provided to all hospitals.

Individual hospitals added the types of caregivers shown in these boxes.



PatientCareLink is a joint effort of the [Massachusetts Hospital Association \(MHA\)](#) and the [Organization of Nurse Leaders, MA-RI](#).

[Terms & Conditions](#) | [Sitemap](#)

[About PatientCareLink](#) | [For Patients & Families](#) | [Hospital Data](#) | [Success Stories](#) | [Participant Login](#)

© 2013 PatientCareLink. All rights reserved. Website designed by [Boston Interactive](#)



[Glossary of Health Care Terms](#) | [Search Keywords...](#)



- About PatientCareLink
- Hospital Data
- Success Stories
- Improving Patient Care
- Workforce
- For Patients & Families

[Home](#) » [Hospital Data](#) » [Staffing Plans & Reports](#) » [2006 Reports](#) » [Caritas - St. Elizabeth's Medical Center](#) » Caritas - St. Elizabeth's Medical Center - RICU

Hospital Data

Staffing Plans & Reports

- [2013 Plans](#)
- [2012 Reports](#)
- [2011 Reports](#)
- [2010 Reports](#)
- [2009 Reports](#)
- [2008 Reports](#)
- [2007 Reports](#)
- [2006 Reports](#)
- [FAQ's About Staffing Plans](#)

Performance Measures

Caritas - St. Elizabeth's Medical Center - RICU

350 Hospital Licensed Beds
 Tertiary - Academic Medical Center
[RICU](#)
 Adult Critical Care - Pulmonary

Date of Services Reported: FY 2006

Average Number of Patients Per Day:	5.8
-------------------------------------	-----

Direct Caregivers	Scheduled Hours	Shift Length	Number of Staff						
			Mon	Tues	Wed	Thurs	Fri	Sat	Sun
Day Shift									
RN	7am-3pm	8.0	4.0	4.0	4.0	4.0	4.0	4.0	4.0
Evening Shift									
RN	3pm-11pm	8.0	4.0	4.0	4.0	4.0	4.0	4.0	4.0
Night Shift									
RN	11pm-7am	8.0	4.0	4.0	4.0	4.0	4.0	3.0	3.0

Plan / Budgeted Direct WHPPD (Worked Hours Per Patient Day)	16.25
Actual Worked Hours Per Patient Day	18.49
% Difference	13.78
click here for more information	

Additional Care Team Members			
Click here for Care Team Member definitions			
Skills	Shift Coverage		
	Day	Evening	Night
Unit Nurse Management	x		
Staff Educator	x		
Clinical Nurse Specialist			
Unit Clerical Support	x	x	x
1:1 Patient Observer	x	x	x
Admissions Nurse			
Patient Transport Team	x	x	x
IV Therapy Team / Line Access			
Monitor Technician			
Rapid Response Team			
Respiratory Therapy Support	x	x	x
Nutritionist	x		
Rehab Activities (OT, PT, Speech)	x		
Clinical Pharmacist	x	x	x
Licensed Social Services / Case Management	x		

Additional Unit Information:

Medical intensive care unit dedicated to care of the acutely ill medical respiratory patients. Nursing Director has 24 hours per day accountability.

Spiritual Services	x	x	x
Hospitalist / NP / PA			
Intensivist / Neonatologist	x	x	x
Nursing Student	x		
Recreation / Milieu Therapist			
Intern / Resident	x	x	x

The list of caregivers in these boxes were provided to all hospitals.

Individual hospitals added the types of caregivers shown in these boxes.



PatientCareLink is a joint effort of the [Massachusetts Hospital Association \(MHA\)](#) and the [Organization of Nurse Leaders, MA-RI](#).

[Terms & Conditions](#) | [Sitemap](#)

[About PatientCareLink](#) | [For Patients & Families](#) | [Hospital Data](#) | [Success Stories](#) | [Participant Login](#)

© 2013 PatientCareLink. All rights reserved. Website designed by [Boston Interactive](#)



Glossary of Health Care Terms | Search Keywords...



- About PatientCareLink
- Hospital Data
- Success Stories
- Improving Patient Care
- Workforce
- For Patients & Families

Home -> Hospital Data -> Staffing Plans & Reports -> 2006 Reports -> Caritas - St. Elizabeth's Medical Center - Caritas - St. Elizabeth's Medical Center - Seton 5 West

Hospital Data

Staffing Plans & Reports

- [2013 Plans](#)
- [2012 Reports](#)
- [2011 Reports](#)
- [2010 Reports](#)
- [2009 Reports](#)
- [2008 Reports](#)
- [2007 Reports](#)
- [2006 Reports](#)
- [FAQ's About Staffing Plans](#)

Performance Measures

Caritas - St. Elizabeth's Medical Center - Seton 5 West

350 Hospital Licensed Beds
 Tertiary - Academic Medical Center
[Seton 5 West](#)
 Adult Behavioral Health

Date of Services Reported: FY 2006

Average Number of Patients Per Day:	24.8
-------------------------------------	------

Direct Caregivers	Scheduled Hours	Shift Length	Number of Staff						
			Mon	Tues	Wed	Thurs	Fri	Sat	Sun
Day Shift									
RN	7am-3pm	8.0	4.0	4.0	4.0	4.0	4.0	4.0	4.0
Mental Health Counselor	7am-3pm	8.0	4.0	4.0	4.0	4.0	4.0	4.0	4.0
Evening Shift									
RN	3pm-11pm	8.0	5.0	5.0	5.0	5.0	5.0	4.0	4.0
Mental Health Counselor	3pm-11pm	8.0	4.0	4.0	4.0	4.0	4.0	4.0	4.0
Night Shift									
RN	11pm-7am	8.0	3.0	3.0	3.0	3.0	3.0	3.0	3.0
Mental Health Counselor	11pm-7am	8.0	3.0	3.0	3.0	3.0	3.0	3.0	3.0

Plan / Budgeted Direct WHPPD (Worked Hours Per Patient Day)	7.29
Actual Worked Hours Per Patient Day	7.44
% Difference	2.06

Additional Care Team Members			
Skills	Shift Coverage		
	Day	Evening	Night
Unit Nurse Management	x		
Staff Educator	x		
Clinical Nurse Specialist			
Unit Clerical Support	x	x	
1:1 Patient Observer	x	x	x
Admissions Nurse			
Patient Transport Team	x	x	x
IV Therapy Team / Line Access	x	x	
Monitor Technician			
Rapid Response Team			
Respiratory Therapy Support	x	x	x
Nutritionist	x		
Rehab Activities (OT, PT, Speech)	x		

Additional Unit Information:

Secured patient care unit for voluntary and involuntary psychiatric admissions. Provides progressive care and therapeutic milieu until discharge. Nursing Director

has 24 hours per day accountability.

Clinical Pharmacist	x	x	x
Licensed Social Services / Case Management	x		
Spiritual Services	x	x	x
Hospitalist / NP / PA	x	x	x
Intensivist / Neonatologist			
Nursing Student	x		
Recreation / Milieu Therapist	x		
Intern / Resident	x	x	x

The list of caregivers in these boxes were provided to all hospitals.

Individual hospitals added the types of caregivers shown in these boxes.



PatientCareLink is a joint effort of the [Massachusetts Hospital Association \(MHA\)](#) and the [Organization of Nurse Leaders, MA-RI](#).

[Terms & Conditions](#) | [Sitemap](#)

[About PatientCareLink](#) | [For Patients & Families](#) | [Hospital Data](#) | [Success Stories](#) | [Participant Login](#)

© 2013 PatientCareLink. All rights reserved. Website designed by [Boston Interactive](#)



[Glossary of Health Care Terms](#) | [Search Keywords...](#)



- About PatientCareLink
- Hospital Data
- Success Stories
- Improving Patient Care
- Workforce
- For Patients & Families

[Home](#) » [Hospital Data](#) » [Staffing Plans & Reports](#) » [2006 Reports](#) » [Caritas - St. Elizabeth's Medical Center](#) » Caritas - St. Elizabeth's Medical Center - Seton 6 West

Hospital Data

Caritas - St. Elizabeth's Medical Center - Seton 6 West

Staffing Plans & Reports

- [2013 Plans](#)
- [2012 Reports](#)
- [2011 Reports](#)
- [2010 Reports](#)
- [2009 Reports](#)
- [2008 Reports](#)
- [2007 Reports](#)
- [2006 Reports](#)
- [FAQ's About Staffing Plans](#)

Performance Measures

350 Hospital Licensed Beds
 Tertiary - Academic Medical Center
[Seton 6 West](#)
 Adult Medical - Cardiac

Date of Services Reported: FY 2006

Average Number of Patients Per Day:	17.5
-------------------------------------	------

Direct Caregivers	Scheduled Hours	Shift Length	Number of Staff						
			Mon	Tues	Wed	Thurs	Fri	Sat	Sun
Day Shift									
RN	7am-3pm	8.0	4.0	4.0	4.0	4.0	4.0	4.0	4.0
Unlicensed Assistive Personnel	7am-3pm	8.0	2.0	2.0	2.0	2.0	2.0	2.0	2.0
Evening Shift									
RN	3pm-11pm	8.0	4.0	4.0	4.0	4.0	4.0	4.0	4.0
Unlicensed Assistive Personnel	3pm-11pm	8.0	2.0	2.0	2.0	2.0	2.0	2.0	2.0
Night Shift									
RN	11pm-7am	8.0	3.0	3.0	3.0	3.0	3.0	2.0	2.0
Unlicensed Assistive Personnel	11pm-7am	8.0	2.0	2.0	2.0	2.0	2.0	1.0	1.0

Plan / Budgeted Direct WHPPD (Worked Hours Per Patient Day)	7.49
Actual Worked Hours Per Patient Day	8.43
% Difference	12.55
click here for more information	

Additional Care Team Members			
Skills	Shift Coverage		
	Day	Evening	Night
Unit Nurse Management	x		
Staff Educator	x		
Clinical Nurse Specialist			
Unit Clerical Support	x	x	
1:1 Patient Observer	x	x	x
Admissions Nurse			
Patient Transport Team	x	x	x
IV Therapy Team / Line Access	x	x	
Monitor Technician			
Rapid Response Team			
Respiratory Therapy Support	x	x	x
Nutritionist	x		

Additional Unit Information:
Medical telemetry unit with cardiology focus. Includes peritoneal, angioplasty, and post cath patients. Includes a ten bed step-down for patients requiring Myocardial Infarction, rule out Myocardial Infarction onnitroglycerin and heparin, and interventional cardiologyprocedures.

Rehab Activities (OT, PT, Speech)	x		
Clinical Pharmacist	x	x	x
Licensed Social Services / Case Management	x		
Spiritual Services	x	x	x
Hospitalist / NP / PA	x	x	x
Intensivist / Neonatologist			
Nursing Student	x	x	
Recreation / Milieu Therapist			
Intern / Resident	x	x	x

The list of caregivers in these boxes were provided to all hospitals.

Individual hospitals added the types of caregivers shown in these boxes.



PatientCareLink is a joint effort of the [Massachusetts Hospital Association \(MHA\)](#) and the [Organization of Nurse Leaders, MA-RI](#).

[Terms & Conditions](#) | [Sitemap](#)

[About PatientCareLink](#) | [For Patients & Families](#) | [Hospital Data](#) | [Success Stories](#) | [Participant Login](#)

© 2013 PatientCareLink. All rights reserved. Website designed by [Boston Interactive](#)



Glossary of Health Care Terms | Search Keywords...



- About PatientCareLink
- Hospital Data
- Success Stories
- Improving Patient Care
- Workforce
- For Patients & Families

Home - Hospital Data -> Staffing Plans & Reports -> 2006 Reports -> Caritas - St. Elizabeth's Medical Center - Caritas - St. Elizabeth's Medical Center - Seton 6 West Step-Down

Hospital Data

Caritas - St. Elizabeth's Medical Center - Seton 6 West Step-Down

Staffing Plans & Reports

[2013 Plans](#)

[2012 Reports](#)

[2011 Reports](#)

[2010 Reports](#)

[2009 Reports](#)

[2008 Reports](#)

[2007 Reports](#)

[2006 Reports](#)

[FAQ's About Staffing Plans](#)

Performance Measures

350 Hospital Licensed Beds
Tertiary - Academic Medical Center
[Seton 6 West Step-Down](#)
Adult Step-Down - Cardiac

Date of Services Reported: FY 2006

Average Number of Patients Per Day:	7.0
-------------------------------------	-----

Direct Caregivers	Scheduled Hours	Shift Length	Number of Staff						
			Mon	Tues	Wed	Thurs	Fri	Sat	Sun
Day Shift									
RN	7am-3pm	8.0	3.0	3.0	3.0	3.0	3.0	3.0	3.0
Unlicensed Assistive Personnel	7am-3pm	8.0	1.0	1.0	1.0	1.0			
Evening Shift									
RN	3pm-11pm	8.0	2.0	2.0	2.0	2.0	2.0	2.0	2.0
Night Shift									
RN	11pm-7am	8.0	2.0	2.0	2.0	2.0	2.0	2.0	2.0

Plan / Budgeted Direct WHPPD (Worked Hours Per Patient Day)	8.63
Actual Worked Hours Per Patient Day	9.27
% Difference	7.42
click here for more information	

Additional Care Team Members			
Skills	Shift Coverage		
	Day	Evening	Night
Unit Nurse Management	x		
Staff Educator	x		
Clinical Nurse Specialist			
Unit Clerical Support	x	x	
1:1 Patient Observer	x	x	x
Admissions Nurse			
Patient Transport Team	x	x	x
IV Therapy Team / Line Access	x	x	
Monitor Technician			
Rapid Response Team			
Respiratory Therapy Support	x	x	x
Nutritionist	x		
Rehab Activities (OT, PT, Speech)	x		

Additional Unit Information:
Intermediate care unit with telemetry. Patients include
Myocardial Infarction, rule out Myocardial Infarction on
nitroglycerin and heparin, and interventional cardiology
procedures. Nursing Director has 24 hours per day
accountability.

Clinical Pharmacist	x	x	x
Licensed Social Services / Case Management	x		
Spiritual Services	x	x	x
Hospitalist / NP / PA	x	x	x
Intensivist / Neonatologist			
Nursing Student	x	x	
Recreation / Milieu Therapist			
Intern / Resident	x	x	x

The list of caregivers in these boxes were provided to all hospitals.

Individual hospitals added the types of caregivers shown in these boxes.



PatientCareLink is a joint effort of the [Massachusetts Hospital Association \(MHA\)](#) and the [Organization of Nurse Leaders, MA-RJ](#).

[Terms & Conditions](#) | [Sitemap](#)

[About PatientCareLink](#) | [For Patients & Families](#) | [Hospital Data](#) | [Success Stories](#) | [Participant Login](#)

© 2013 PatientCareLink. All rights reserved. Website designed by [Boston Interactive](#)



Glossary of Health Care Terms | Search Keywords...



- About PatientCareLink
- Hospital Data
- Success Stories
- Improving Patient Care
- Workforce
- For Patients & Families

Home » Hospital Data » Staffing Plans & Reports » 2006 Reports » Caritas - St. Elizabeth's Medical Center » Caritas - St. Elizabeth's Medical Center - Seton 7 East

Hospital Data

Staffing Plans & Reports

- [2013 Plans](#)
- [2012 Reports](#)
- [2011 Reports](#)
- [2010 Reports](#)
- [2009 Reports](#)
- [2008 Reports](#)
- [2007 Reports](#)
- [2006 Reports](#)
- [FAQ's About Staffing Plans](#)

Performance Measures

Caritas - St. Elizabeth's Medical Center - Seton 7 East

350 Hospital Licensed Beds
 Tertiary - Academic Medical Center
[Seton 7 East](#)
 Adult Med / Surg Combined

Date of Services Reported: FY 2006

Average Number of Patients Per Day:	20.1
-------------------------------------	------

Direct Caregivers	Scheduled Hours	Shift Length	Number of Staff						
			Mon	Tues	Wed	Thurs	Fri	Sat	Sun
Day Shift									
RN	7am-3pm	8.0	4.0	5.0	5.0	5.0	5.0	4.0	4.0
Unlicensed Assistive Personnel	7am-3pm	8.0	3.0	3.0	3.0	3.0	3.0	3.0	3.0
Evening Shift									
RN	3pm-11pm	8.0	4.0	4.0	4.0	4.0	4.0	3.0	4.0
Unlicensed Assistive Personnel	3pm-11pm	8.0	2.0	3.0	3.0	3.0	3.0	2.0	2.0
Night Shift									
RN	11pm-7am	8.0	3.0	3.0	3.0	3.0	3.0	3.0	3.0
Unlicensed Assistive Personnel	11pm-7am	8.0	2.0	2.0	2.0	2.0	2.0	2.0	2.0

Plan / Budgeted Direct WHPPD (Worked Hours Per Patient Day)	7.56
Actual Worked Hours Per Patient Day	8.31
% Difference	9.92
click here for more information	

Additional Care Team Members			
Click here for Care Team Member definitions			
Skills	Shift Coverage		
	Day	Evening	Night
Unit Nurse Management	x		
Staff Educator	x		
Clinical Nurse Specialist			
Unit Clerical Support	x	x	
1:1 Patient Observer	x	x	x
Admissions Nurse			
Patient Transport Team	x	x	x
IV Therapy Team / Line Access	x	x	
Monitor Technician			
Rapid Response Team			
Respiratory Therapy Support	x	x	x
Nutritionist	x		

Additional Unit Information:

Surgical unit caring for orthopedic, cardiothoracic and general surgery patients.

Nursing Director has 24 hours per day accountability.

Rehab Activities (OT, PT, Speech)	x		
Clinical Pharmacist	x	x	x
Licensed Social Services / Case Management	x		
Spiritual Services	x	x	x
Hospitalist / NP / PA	x	x	x
Intensivist / Neonatologist			
Nursing Student	x	x	
Recreation / Milieu Therapist			
Intern / Resident	x	x	x

The list of caregivers in these boxes were provided to all hospitals.

Individual hospitals added the types of caregivers shown in these boxes.



PatientCareLink is a joint effort of the [Massachusetts Hospital Association \(MHA\)](#) and the [Organization of Nurse Leaders, MA-RI](#).

[Terms & Conditions](#) | [Sitemap](#)

[About PatientCareLink](#) | [For Patients & Families](#) | [Hospital Data](#) | [Success Stories](#) | [Participant Login](#)

© 2013 PatientCareLink. All rights reserved. Website designed by [Boston Interactive](#)



Glossary of Health Care Terms | Search Keywords...



- About PatientCareLink
- Hospital Data
- Success Stories
- Improving Patient Care
- Workforce
- For Patients & Families

Home » Hospital Data » Staffing Plans & Reports » 2006 Reports » Caritas - St. Elizabeth's Medical Center » Caritas - St. Elizabeth's Medical Center - Seton 7 East Step-Down

Hospital Data

Staffing Plans & Reports

- [2013 Plans](#)
- [2012 Reports](#)
- [2011 Reports](#)
- [2010 Reports](#)
- [2009 Reports](#)
- [2008 Reports](#)
- [2007 Reports](#)
- [2006 Reports](#)
- [FAQ's About Staffing Plans](#)

Performance Measures

Caritas - St. Elizabeth's Medical Center - Seton 7 East Step-Down

350 Hospital Licensed Beds
 Tertiary - Academic Medical Center
[Seton 7 East Step-Down](#)
 Adult Step-Down - Surgical

Date of Services Reported: FY 2006

Average Number of Patients Per Day:	3.0
-------------------------------------	-----

Direct Caregivers	Scheduled Hours	Shift Length	Number of Staff						
			Mon	Tues	Wed	Thurs	Fri	Sat	Sun
Day Shift									
RN	7am-3pm	8.0	1.0	1.0	1.0	2.0	2.0	1.0	1.0
Evening Shift									
RN	3pm-11pm	8.0	1.0	1.0	1.0	2.0	2.0	1.0	1.0
Night Shift									
RN	11pm-7am	8.0	1.0	1.0	1.0	2.0	2.0	1.0	1.0

Plan / Budgeted Direct WHPPD (Worked Hours Per Patient Day)	10.26
Actual Worked Hours Per Patient Day	12.58
% Difference	22.61
click here for more information	

Additional Care Team Members			
Click here for Care Team Member definitions			
Skills	Shift Coverage		
	Day	Evening	Night
Unit Nurse Management	x		
Staff Educator	x		
Clinical Nurse Specialist			
Unit Clerical Support	x	x	
1:1 Patient Observer	x	x	x
Admissions Nurse			
Patient Transport Team	x	x	x
IV Therapy Team / Line Access	x	x	
Monitor Technician			
Rapid Response Team			
Respiratory Therapy Support	x	x	x
Nutritionist	x		
Rehab Activities (OT, PT, Speech)	x		
Clinical Pharmacist	x	x	x

Additional Unit Information:
A four bed step-down for monitoring of cardiothoracic patients. Nursing Director has 24 hours per day accountability.

Licensed Social Services / Case Management	x		
Spiritual Services	x	x	x
Hospitalist / NP / PA	x	x	x
Intensivist / Neonatologist			
Nursing Student	x	x	
Recreation / Milieu Therapist			
Intern / Resident	x	x	x

The list of caregivers in these boxes were provided to all hospitals.

Individual hospitals added the types of caregivers shown in these boxes.



PatientCareLink is a joint effort of the [Massachusetts Hospital Association \(MHA\)](#) and the [Organization of Nurse Leaders, MA-RI](#).

[Terms & Conditions](#) | [Sitemap](#)

[About PatientCareLink](#) | [For Patients & Families](#) | [Hospital Data](#) | [Success Stories](#) | [Participant Login](#)

© 2013 PatientCareLink. All rights reserved. Website designed by [Boston Interactive](#)



Glossary of Health Care Terms | Search Keywords...



- About PatientCareLink
- Hospital Data
- Success Stories
- Improving Patient Care
- Workforce
- For Patients & Families

Home - Hospital Data » Staffing Plans & Reports » 2006 Reports » Caritas - St. Elizabeth's Medical Center » Caritas - St. Elizabeth's Medical Center - SICU

Hospital Data

Staffing Plans & Reports

[2013 Plans](#)

[2012 Reports](#)

[2011 Reports](#)

[2010 Reports](#)

[2009 Reports](#)

[2008 Reports](#)

[2007 Reports](#)

[2006 Reports](#)

[FAQ's About Staffing Plans](#)

Performance Measures

Caritas - St. Elizabeth's Medical Center - SICU

350 Hospital Licensed Beds
Tertiary - Academic Medical Center
SICU
Adult Critical Care - Surgical

Date of Services Reported: **FY 2006**

Average Number of Patients Per Day:	6.7
-------------------------------------	-----

Direct Caregivers	Scheduled Hours	Shift Length	Number of Staff						
			Mon	Tues	Wed	Thurs	Fri	Sat	Sun
Day Shift									
RN	7am-3pm	8.0	5.0	5.0	5.0	5.0	5.0	5.0	5.0
Evening Shift									
RN	3pm-11pm	8.0	5.0	5.0	5.0	5.0	5.0	5.0	5.0
Night Shift									
RN	11pm-7am	8.0	5.0	5.0	5.0	5.0	5.0	5.0	5.0

Plan / Budgeted Direct WHPPD (Worked Hours Per Patient Day)	17.87
Actual Worked Hours Per Patient Day	19.36
% Difference	8.34
click here for more information	

Additional Care Team Members			
Click here for Care Team Member definitions			
Skills	Shift Coverage		
	Day	Evening	Night
Unit Nurse Management	x		
Staff Educator	x		
Clinical Nurse Specialist			
Unit Clerical Support	x	x	
1:1 Patient Observer	x	x	x
Admissions Nurse			
Patient Transport Team	x	x	x
IV Therapy Team / Line Access	x	x	
Monitor Technician			
Rapid Response Team			
Respiratory Therapy Support	x	x	x
Nutritionist	x		
Rehab Activities (OT, PT, Speech)	x		
Clinical Pharmacist	x	x	x
Licensed Social Services / Case Management	x		

Additional Unit Information:
Surgical intensive care unit providing care to cardiothoracic, neurosurgical, and complicated intensive care patients. Nursing Director has 24 hours per day accountability.

Spiritual Services	x	x	x
Hospitalist / NP / PA	x	x	x
Intensivist / Neonatologist			
Nursing Student	x		
Recreation / Milieu Therapist			
Intern / Resident	x	x	x

The list of caregivers in these boxes were provided to all hospitals.

Individual hospitals added the types of caregivers shown in these boxes.



PatientCareLink is a joint effort of the [Massachusetts Hospital Association \(MHA\)](#) and the [Organization of Nurse Leaders, MA-RI](#).

[Terms & Conditions](#) | [Sitemap](#)

[About PatientCareLink](#) | [For Patients & Families](#) | [Hospital Data](#) | [Success Stories](#) | [Participant Login](#)

© 2013 PatientCareLink. All rights reserved. Website designed by [Boston Interactive](#)



Glossary of Health Care Terms | Search Keywords...



- About PatientCareLink
- Hospital Data
- Success Stories
- Improving Patient Care
- Workforce
- For Patients & Families

Home -> Hospital Data -> Staffing Plans & Reports -> 2006 Reports -> Caritas - St. Elizabeth's Medical Center -> Caritas - St. Elizabeth's Medical Center - Neurology

Hospital Data

Staffing Plans & Reports

[2013 Plans](#)

[2012 Reports](#)

[2011 Reports](#)

[2010 Reports](#)

[2009 Reports](#)

[2008 Reports](#)

[2007 Reports](#)

[2006 Reports](#)

[FAQs About Staffing Plans](#)

Performance Measures

Caritas - St. Elizabeth's Medical Center - Neurology

350 Hospital Licensed Beds
 Tertiary - Academic Medical Center
[Neurology](#)
 Adult Med / Surg Combined - Neuro / Neurosurgery

Date of Services Reported: FY 2006

Average Number of Patients Per Day:	10.3
-------------------------------------	------

Direct Caregivers		Scheduled Hours	Shift Length	Number of Staff						
				Mon	Tues	Wed	Thurs	Fri	Sat	Sun
Day Shift										
RN	7am-3pm	8.0	2.0	3.0	3.0	2.0	2.0	2.0	2.0	2.0
Unlicensed Assistive Personnel	7am-3pm	8.0	1.0	1.0	1.0	1.0	1.0	1.0	1.0	1.0
Evening Shift										
RN	3pm-11pm	8.0	2.0	2.0	2.0	2.0	2.0	2.0	2.0	2.0
Unlicensed Assistive Personnel	3pm-11pm	8.0	1.0	1.0	1.0	1.0	1.0	1.0	1.0	1.0
Night Shift										
RN	11pm-7am	8.0	2.0	2.0	2.0	2.0	2.0	2.0	2.0	2.0
Unlicensed Assistive Personnel	11pm-7am	8.0	1.0	1.0	1.0	1.0	1.0	1.0	1.0	1.0

Plan / Budgeted Direct WHPPD (Worked Hours Per Patient Day)	7.20
Actual Worked Hours Per Patient Day	8.28
% Difference	15.00
click here for more information	

Additional Care Team Members			
Skills	Shift Coverage		
	Day	Evening	Night
Unit Nurse Management	x		
Staff Educator	x		
Clinical Nurse Specialist			
Unit Clerical Support	x	x	
1:1 Patient Observer	x	x	x
Admissions Nurse			
Patient Transport Team	x	x	x
IV Therapy Team / Line Access	x	x	
Monitor Technician			
Rapid Response Team			
Respiratory Therapy Support	x	x	x
Nutritionist	x		

Additional Unit Information:
 Dedicated to the care of neurosurgical, neurology, and neurology patients.

Rehab Activities (OT, PT, Speech)	x		
Clinical Pharmacist	x	x	x
Licensed Social Services / Case Management	x		
Spiritual Services	x	x	x
Hospitalist / NP / PA	x	x	x
Intensivist / Neonatologist			
Nursing Student	x	x	
Recreation / Milieu Therapist			
Intern / Resident	x	x	x

The list of caregivers in these boxes were provided to all hospitals.

Individual hospitals added the types of caregivers shown in these boxes.



PatientCareLink is a joint effort of the [Massachusetts Hospital Association \(MHA\)](#) and the [Organization of Nurse Leaders, MA-RI](#).

[Terms & Conditions](#) | [Sitemap](#)

[About PatientCareLink](#) | [For Patients & Families](#) | [Hospital Data](#) | [Success Stories](#) | [Participant Login](#)

© 2013 PatientCareLink. All rights reserved. Website designed by [Boston Interactive](#)



Glossary of Health Care Terms | Search Keywords...



- About PatientCareLink
- Hospital Data
- Success Stories
- Improving Patient Care
- Workforce
- For Patients & Families

[Home](#) » [Hospital Data](#) » [Staffing Plans & Reports](#) » [2006 Reports](#) » [Caritas - St. Elizabeth's Medical Center](#) » Caritas - St. Elizabeth's Medical Center - Neurology Step-Down

Hospital Data

Staffing Plans & Reports

- [2013 Plans](#)
- [2012 Reports](#)
- [2011 Reports](#)
- [2010 Reports](#)
- [2009 Reports](#)
- [2008 Reports](#)
- [2007 Reports](#)
- [2006 Reports](#)
- [FAQ's About Staffing Plans](#)

Performance Measures

Caritas - St. Elizabeth's Medical Center - Neurology Step-Down

350 Hospital Licensed Beds
 Tertiary - Academic Medical Center
[Neurology Step-Down](#)
 Adult Step-Down - Med / Surg

Date of Services Reported: FY 2006

Average Number of Patients Per Day:	4.0
-------------------------------------	-----

Direct Caregivers	Scheduled Hours	Shift Length	Number of Staff						
			Mon	Tues	Wed	Thurs	Fri	Sat	Sun
Day Shift									
RN	7am-3pm	8.0	2.0	2.0	2.0	2.0	2.0	2.0	2.0
Evening Shift									
RN	3pm-11pm	8.0	2.0	2.0	2.0	2.0	2.0	2.0	2.0
Night Shift									
RN	11pm-7am	8.0	2.0	2.0	2.0	2.0	2.0	2.0	2.0

Plan / Budgeted Direct WHPPD (Worked Hours Per Patient Day)	11.97
Actual Worked Hours Per Patient Day	13.67
% Difference	14.20
click here for more information	

Additional Care Team Members			
Click here for Care Team Member definitions			
Skills	Shift Coverage		
	Day	Evening	Night
Unit Nurse Management	x		
Staff Educator	x		
Clinical Nurse Specialist			
Unit Clerical Support	x	x	
1:1 Patient Observer	x	x	x
Admissions Nurse			
Patient Transport Team	x	x	x
IV Therapy Team / Line Access	x	x	
Monitor Technician			
Rapid Response Team			
Respiratory Therapy Support	x	x	x
Nutritionist	x		
Rehab Activities (OT, PT, Speech)	x		
Clinical Pharmacist	x	x	x

Additional Unit Information:
 A four bed step-down which provides invasive as well as non-invasive monitoring to more acute neurology patients.

Licensed Social Services / Case Management	x		
Spiritual Services	x	x	x
Hospitalist / NP / PA	x	x	x
Intensivist / Neonatologist			
Nursing Student	x	x	
Recreation / Milieu Therapist			
Intern / Resident	x	x	x

The list of caregivers in these boxes were provided to all hospitals.

Individual hospitals added the types of caregivers shown in these boxes.



PatientCareLink is a joint effort of the [Massachusetts Hospital Association \(MHA\)](#) and the [Organization of Nurse Leaders, MA-RI](#).

[Terms & Conditions](#) | [Sitemap](#)

[About PatientCareLink](#) | [For Patients & Families](#) | [Hospital Data](#) | [Success Stories](#) | [Participant Login](#)

© 2013 PatientCareLink. All rights reserved. Website designed by [Boston Interactive](#)



[Glossary of Health Care Terms](#) | [Search Keywords...](#)



- About PatientCareLink
- Hospital Data
- Success Stories
- Improving Patient Care
- Workforce
- For Patients & Families

[Home](#) - [Hospital Data](#) - [Staffing Plans & Reports](#) - [2006 Reports](#) - [Caritas - St. Elizabeth's Medical Center](#) - Caritas - St. Elizabeth's Medical Center - SECAP

Hospital Data

Staffing Plans & Reports

- [2013 Plans](#)
- [2012 Reports](#)
- [2011 Reports](#)
- [2010 Reports](#)
- [2009 Reports](#)
- [2008 Reports](#)
- [2007 Reports](#)
- [2006 Reports](#)
- [FAQ's About Staffing Plans](#)

Performance Measures

Caritas - St. Elizabeth's Medical Center - SECAP

350 Hospital Licensed Beds
 Tertiary - Academic Medical Center
[SECAP](#)
 Adult Behavioral Health - Substance Abuse

Date of Services Reported: FY 2006

Average Number of Patients Per Day:	7.7
-------------------------------------	-----

Direct Caregivers	Scheduled Hours	Shift Length	Number of Staff						
			Mon	Tues	Wed	Thurs	Fri	Sat	Sun
Day Shift									
RN	7am-3pm	8.0	2.0	2.0	2.0	2.0	2.0	2.0	2.0
Evening Shift									
RN	3pm-11pm	8.0	2.0	2.0	2.0	2.0	1.0	1.0	1.0
Night Shift									
RN	11pm-7am	8.0	1.0	1.0	1.0	1.0	1.0	1.0	1.0
Unlicensed Assistive Personnel	11pm-7am	8.0	1.0	1.0	1.0	1.0	1.0	1.0	1.0

Plan / Budgeted Direct WHPPD (Worked Hours Per Patient Day)	5.77
Actual Worked Hours Per Patient Day	5.89
% Difference	2.08

Additional Care Team Members			
Skills	Shift Coverage		
	Day	Evening	Night
Unit Nurse Management	x		
Staff Educator	x		
Clinical Nurse Specialist			
Unit Clerical Support	x	x	
1:1 Patient Observer			
Admissions Nurse			
Patient Transport Team	x	x	x
IV Therapy Team / Line Access	x	x	
Monitor Technician			
Rapid Response Team			
Respiratory Therapy Support	x	x	x
Nutritionist	x		
Rehab Activities (OT, PT, Speech)	x		
Clinical Pharmacist	x	x	x

Additional Unit Information:
 Inpatient detoxification and substance abuse treatment
 as well as ambulatory detoxification. Nursing Director has
 24 hours per day accountability.

Licensed Social Services / Case Management			
Spiritual Services	x	x	x
Hospitalist / NP / PA	x	x	x
Intensivist / Neonatologist			
Nursing Student			
Recreation / Milieu Therapist			
Intern / Resident	x	x	x

The list of caregivers in these boxes were provided to all hospitals.

Individual hospitals added the types of caregivers shown in these boxes.



PatientCareLink is a joint effort of the [Massachusetts Hospital Association \(MHA\)](#) and the [Organization of Nurse Leaders, MA-RI](#).

[Terms & Conditions](#) | [Sitemap](#)

[About PatientCareLink](#) | [For Patients & Families](#) | [Hospital Data](#) | [Success Stories](#) | [Participant Login](#)

© 2013 PatientCareLink. All rights reserved. Website designed by [Boston Interactive](#)



[Glossary of Health Care Terms](#) | [Search Keywords...](#)



- About PatientCareLink
- Hospital Data
- Success Stories
- Improving Patient Care
- Workforce
- For Patients & Families

[Home](#) » [Hospital Data](#) » [Staffing Plans & Reports](#) » [2006 Reports](#) » [Caritas - St. Elizabeth's Medical Center](#) » Caritas - St. Elizabeth's Medical Center - CCU

Hospital Data

Staffing Plans & Reports

[2013 Plans](#)

[2012 Reports](#)

[2011 Reports](#)

[2010 Reports](#)

[2009 Reports](#)

[2008 Reports](#)

[2007 Reports](#)

[2006 Reports](#)

[FAQs About Staffing Plans](#)

Performance Measures

Caritas - St. Elizabeth's Medical Center - CCU

350 Hospital Licensed Beds
Tertiary - Academic Medical Center
[CCU](#)
Adult Critical Care - Coronary Care

Date of Services Reported: FY 2006

Average Number of Patients Per Day:	4.6
-------------------------------------	-----

Direct Caregivers	Scheduled Hours	Shift Length	Number of Staff						
			Mon	Tues	Wed	Thurs	Fri	Sat	Sun
Day Shift									
RN	7am-3pm	8.0	4.0	4.0	4.0	4.0	4.0	3.0	3.0
Unlicensed Assistive Personnel	7am-3pm	8.0	1.0	1.0	1.0	1.0	1.0		
Evening Shift									
RN	3pm-11pm	8.0	3.5	3.5	3.5	3.5	3.5	3.0	3.0
Night Shift									
RN	11pm-7am	8.0	3.0	3.0	3.0	3.0	3.0	3.0	3.0

Plan / Budgeted Direct WHPPD (Worked Hours Per Patient Day)	18.91
Actual Worked Hours Per Patient Day	18.87
% Difference	- 0.21

Additional Care Team Members			
Skills	Shift Coverage		
	Day	Evening	Night
Unit Nurse Management	x		
Staff Educator	x		
Clinical Nurse Specialist			
Unit Clerical Support	x	x	
1:1 Patient Observer	x	x	x
Admissions Nurse			
Patient Transport Team	x	x	x
IV Therapy Team / Line Access	x	x	
Monitor Technician			
Rapid Response Team			
Respiratory Therapy Support	x	x	x
Nutritionist	x		
Rehab Activities (OT, PT, Speech)	x		
Clinical Pharmacist	x	x	x
	x		

Additional Unit Information:
Intensive care unit providing care to critically ill cardiac and medical patients. Nursing Director has 24 hours per day accountability.

Licensed Social Services / Case Management			
Spiritual Services	x	x	x
Hospitalist / NP / PA			
Intensivist / Neonatologist			
Nursing Student	x		
Recreation / Milieu Therapist			
Intern / Resident	x	x	x

The list of caregivers in these boxes were provided to all hospitals.

Individual hospitals added the types of caregivers shown in these boxes.



PatientCareLink is a joint effort of the [Massachusetts Hospital Association \(MHA\)](#) and the [Organization of Nurse Leaders, MA-RI](#).

[Terms & Conditions](#) | [Sitemap](#)

[About PatientCareLink](#) | [For Patients & Families](#) | [Hospital Data](#) | [Success Stories](#) | [Participant Login](#)

© 2013 PatientCareLink. All rights reserved. Website designed by [Boston Interactive](#)



Glossary of Health Care Terms | Search Keywords...



- About PatientCareLink
- Hospital Data
- Success Stories
- Improving Patient Care
- Workforce
- For Patients & Families

Home -> Hospital Data -> Staffing Plans & Reports -> 2006 Reports -> Caritas - St. Elizabeth's Medical Center -> Caritas - St. Elizabeth's Medical Center - TCU

Hospital Data

Staffing Plans & Reports

[2013 Plans](#)

[2012 Reports](#)

[2011 Reports](#)

[2010 Reports](#)

[2009 Reports](#)

[2008 Reports](#)

[2007 Reports](#)

[2006 Reports](#)

[FAQ's About Staffing Plans](#)

Performance Measures

Caritas - St. Elizabeth's Medical Center - TCU

350 Hospital Licensed Beds
 Tertiary - Academic Medical Center
[TCU](#)
 Adult Skilled Nursing - Rehabilitation

Date of Services Reported: FY 2006

Average Number of Patients Per Day:	21.6
-------------------------------------	------

Direct Caregivers	Scheduled Hours	Shift Length	Number of Staff						
			Mon	Tues	Wed	Thurs	Fri	Sat	Sun
Day Shift									
RN	7am-3pm	8.0	4.0	4.0	4.0	4.0	4.0	4.0	4.0
Unlicensed Assistive Personnel	7am-3pm	8.0	3.0	3.0	3.0	3.0	3.0	3.0	3.0
Evening Shift									
RN	3pm-11pm	8.0	3.0	3.0	3.0	3.0	3.0	3.0	3.0
Unlicensed Assistive Personnel	3pm-11pm	8.0	2.0	2.0	2.0	2.0	2.0	2.0	2.0
Night Shift									
RN	11pm-7am	8.0	2.0	2.0	2.0	2.0	2.0	2.0	2.0
Unlicensed Assistive Personnel	11pm-7am	8.0	2.0	2.0	2.0	2.0	2.0	2.0	2.0

Plan / Budgeted Direct WHPPD (Worked Hours Per Patient Day)	5.91
Actual Worked Hours Per Patient Day	6.15
% Difference	4.06

Additional Care Team Members			
Skills	Shift Coverage		
	Day	Evening	Night
Unit Nurse Management	x		
Staff Educator	x		
Clinical Nurse Specialist			
Unit Clerical Support	x	x	
1:1 Patient Observer	x	x	x
Admissions Nurse			
Patient Transport Team	x	x	x
IV Therapy Team / Line Access	x	x	
Monitor Technician			
Rapid Response Team			
Respiratory Therapy Support	x	x	x
Nutritionist	x		
Rehab Activities (OT, PT, Speech)	x		

Additional Unit Information:
Nursing Director has 24 hours per day accountability.
Unit provides assessments and monitoring, physical, occupational, and speech therapy, nutrition counseling,
post orthopedic and surgical rehabilitation.

Clinical Pharmacist	x	x	x
Licensed Social Services / Case Management	x		
Spiritual Services	x	x	x
Hospitalist / NP / PA	x	x	x
Intensivist / Neonatologist			
Nursing Student			
Recreation / Milieu Therapist	x		
Intern / Resident	x	x	x

The list of caregivers in these boxes were provided to all hospitals.

Individual hospitals added the types of caregivers shown in these boxes.



PatientCareLink is a joint effort of the [Massachusetts Hospital Association \(MHA\)](#) and the [Organization of Nurse Leaders, MA-RJ](#).

[Terms & Conditions](#) | [Sitemap](#)

[About PatientCareLink](#) | [For Patients & Families](#) | [Hospital Data](#) | [Success Stories](#) | [Participant Login](#)

© 2013 PatientCareLink. All rights reserved. Website designed by [Boston Interactive](#)